

THE  
NORTH  
CAROLINA  
HOSPICE REPORT

FISCAL YEAR 2019  
(OCTOBER 1, 2018 -  
SEPTEMBER 30, 2019)

2020

ANNUAL REPORT

# TABLE OF CONTENTS

INTRODUCTION..... 3

CHAPTER 1 – AGENCY PROFILES..... 4

CHAPTER 2 – PATIENT VOLUME ..... 8

CHAPTER 3 – ADMISSIONS AND DISCHARGES ..... 28

CHAPTER 4 – DIAGNOSIS ANALYSIS ..... 35

CHAPTER 5 – HOSPICE STAFFING ANALYSIS..... 43

CHAPTER 6 – PATIENT DEMOGRAPHICS ..... 46

CHAPTER 7 – VOLUNTEER PROGRAM..... 52

CHAPTER 8 – BEREAVEMENT PROGRAM ..... 55

CHAPTER 9 – ADMISSIONS, DISCHARGES, AND DAYS OF CARE BY COUNTY..... 60

CHAPTER 10 – HOSPICE INPATIENT DATA..... 99

CHAPTER 11 – DEATHS SERVED BY HOSPICE ..... 104

REFERENCES..... 113

# INTRODUCTION

## THE NORTH CAROLINA HOSPICE REPORT FY 2019

This report is based on public data that is submitted as part of the licensure renewal process with the NC Division of Health Service Regulation and is publicly available. Our analysts have taken the added step to validate and/or correct the summary data provided by the state with the individual reports submitted by agencies. When appropriate, changes were made to the aggregate data.

In addition to the NC DHSR Licensure Data, data from the following sources were also utilized in the formation of this report:

- > NHPCO's Facts & Figures – Versions Published 2015, 2016, 2018 & 2020
- > North Carolina Division of Public Health
- > NC Center for Health Statistics
- > NC OSBM

---

### © 2020 Hospice & Palliative Care Charlotte Region

All rights reserved. No part of this annual report may be reproduced, stored in a retrieval system or transmitted in any form or by means without the prior written permission of the publishers. Although the publisher has made every effort to ensure that the information in this annual report was correct at the time of publication, the publisher does not assume and hereby disclaim any liability to any party for any loss, damage, or disruption caused by errors or omissions, whether such errors or omissions result from negligence, accident, or any other cause.

**Cover Photography:** Dan Freeman | Unsplash

**Cover and Report Design:** Crystal Davies, Davies Designs Studio | [www.daviesdesigns.net](http://www.daviesdesigns.net)

THE  
NORTH CAROLINA  
HOSPICE REPORT - FISCAL YEAR 2019

# CHAPTER 1

## AGENCY PROFILES

---

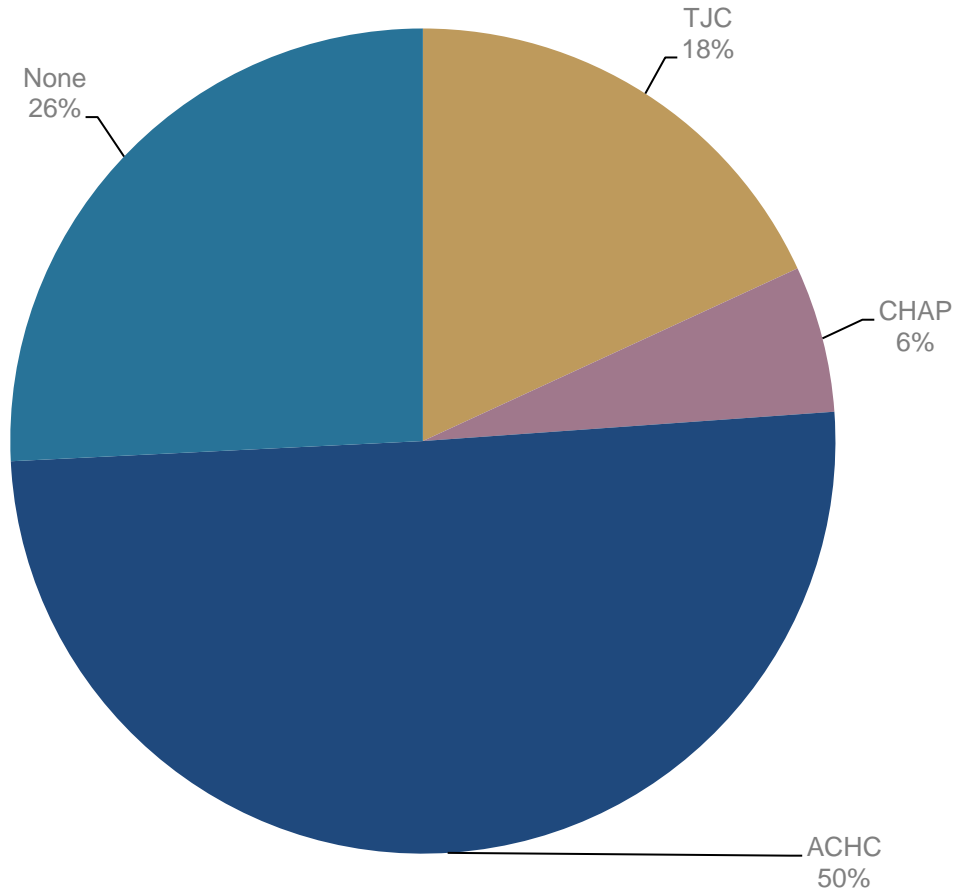
ACCREDITATION .....	5
AGENCY TYPE .....	6
OWNERSHIP TYPE .....	7

# ACCREDITATION

THIS SECTION REFLECTS THE PERCENTAGE BREAKDOWN OF AGENCIES BY ACCREDITING ORGANIZATION.

ACCREDITING ORGANIZATION	NC 2019	NC 2018	NC 2017	NC 2016	NC 2015	NC 2014	NC 2013
The Joint Commission (TJC)	18%↑	17%	17%↓	18%↑	17%↑	14%↑	13%
Community Health Accreditation Partners (CHAP)	6%	6%↑	5%	5%↓	6%	6%	6%
Accreditation Commission for Health Care, Inc. (ACHC)	50%↓	52%	52%↓	53%	53%↑	52%↓	53%
No Accreditation	26%↑	25%	25%↑	24%	24%↓	28%	28%
<b>TOTALS:</b>	<b>100%</b>	<b>100%</b>	<b>100%</b>	<b>100%</b>	<b>100%</b>	<b>100%</b>	<b>100%</b>

ACCREDITATION PERCENTAGE  
2019



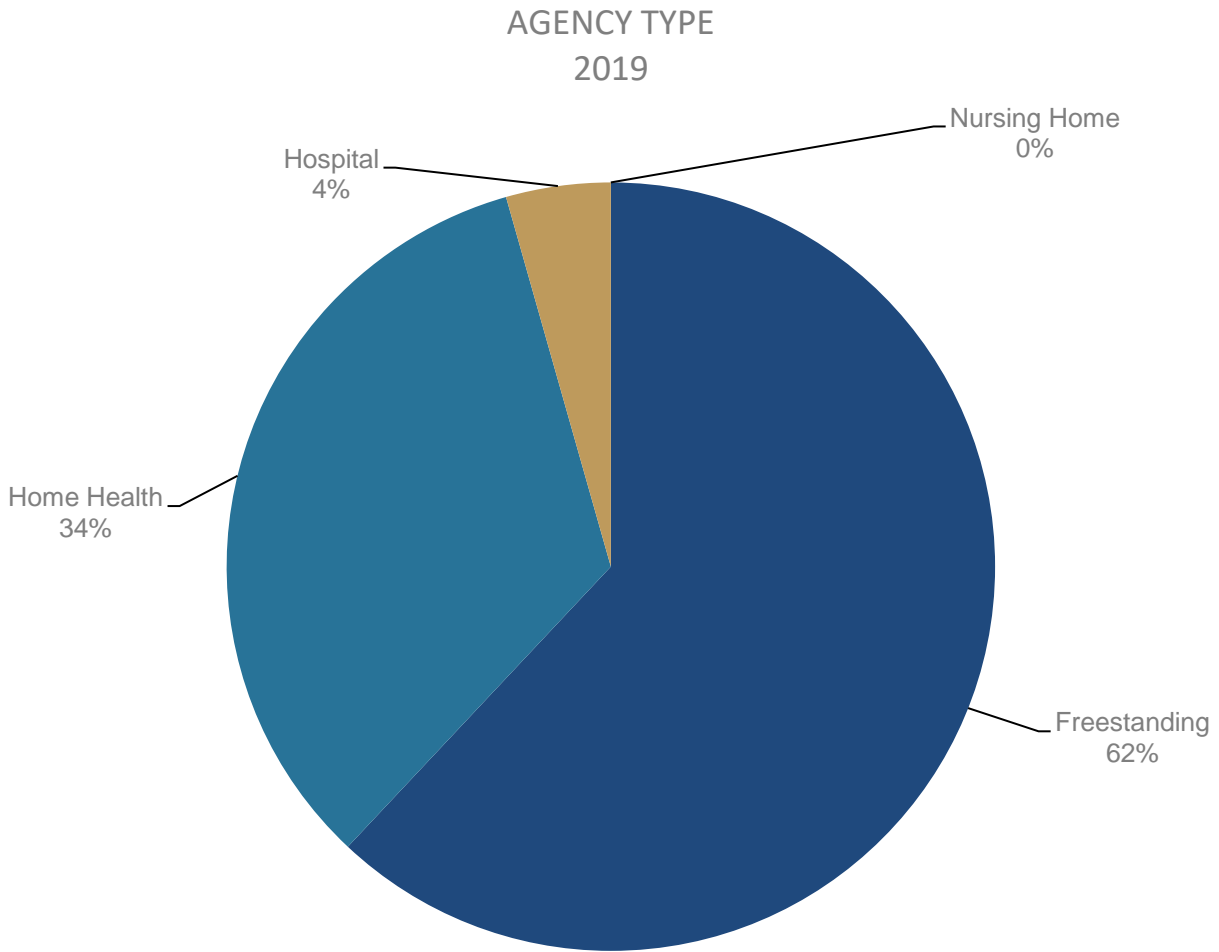
Source: Accreditation Breakdown – NC 2019

## AGENCY TYPE

THIS SECTION REFLECTS THE PERCENTAGE BREAKDOWN BY ORGANIZATION TYPE.

AGENCY TYPE	NC 2019	NC 2018	NC 2017	NC 2016	NC 2015	*NHPCO 2015	NC 2014	*NHPCO 2014	NC 2013
Freestanding	62%↓	68%↓	69%↑	64%↓	65%↓	72.2%	67.3%↑	59.1%	66.8%
Home Health Based	33.6%↑	26%↑	25%↓	26%	26%↑	12.9%	25%↓	16.3%	26.5%
Hospital Based	4.4%↓	6%↑	5%↓	7%	7%↓	14.2%	7.2%↑	19.6%	6.6%
Nursing Home Based	0%	0%	1%↓	3%↑	2%↑	0.6%	0.4%↑	5.0%	0%
<b>TOTALS:</b>	<b>100%</b>	<b>100%</b>	<b>100%</b>	<b>100%</b>	<b>100%</b>	<b>99.9%</b>	<b>100%</b>	<b>100%</b>	<b>100%</b>

\*Source: National Data from NHPCO Facts & Figures Published in 2015, 2016



Source: Agency Type NC 2019

## OWNERSHIP TYPE

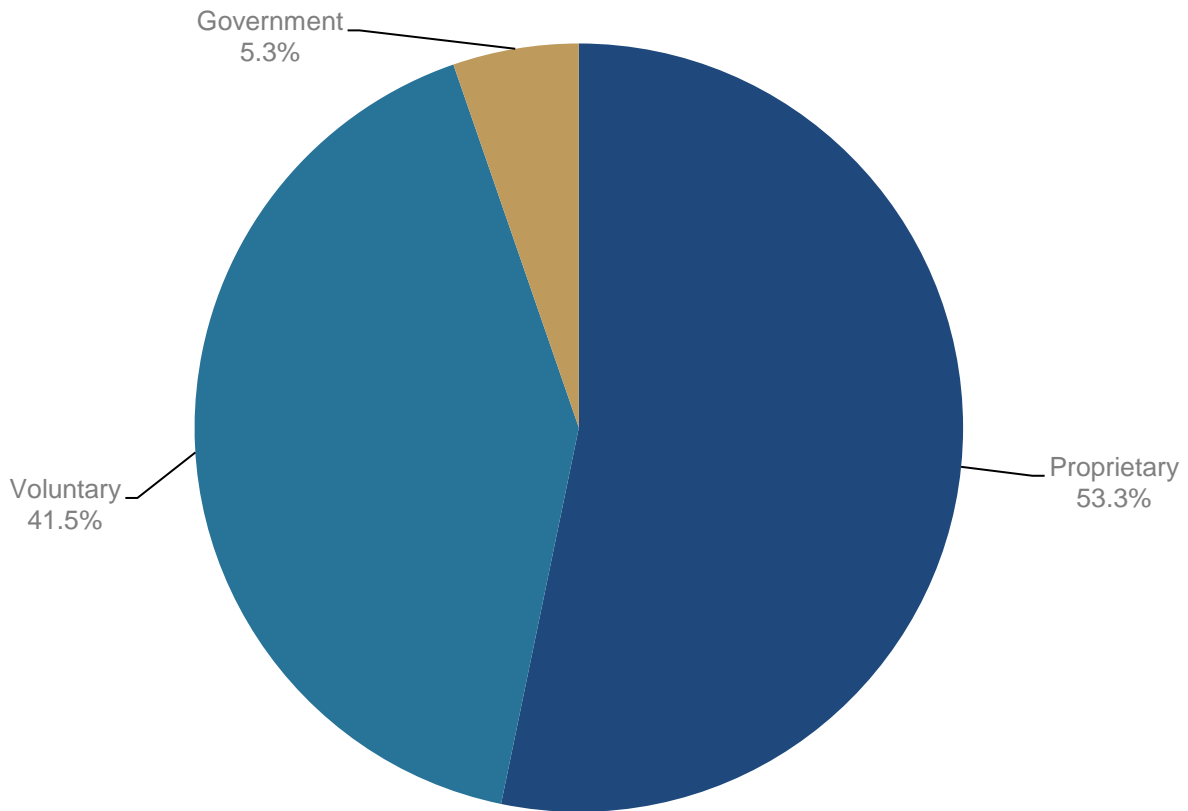
THIS SECTION REFLECTS THE ANALYSIS OF HOSPICE AGENCIES BY OWNERSHIP TYPE.

OWNERSHIP TYPE	NC 2019	NC 2018	NHPCO 2018*	NC 2017	NHPCO 2017†*	NC 2016	NC 2015	NHPCO 2015*	NC 2014	NHPCO 2014*
Proprietary (for Profit)	53.3%↑	51.2%↓	69.65%	52.0%↓	65.2%	52.7%↓	53.1%↑	62.8%	53%↑	68%
Voluntary (Not for Profit)	41.5%↓	42.7%	26.94%	42.7%↓	23.1%	42.9%↑	41.4%↑	31.9%	41%↓	28%
Government	5.3%↓	6.1%↑	3.41%	5.2%↑	2.3%	4.5%↓	5.5%↓	5.2%	6%↓	4%
<b>TOTALS:</b>	<b>100%</b>	<b>100%</b>	<b>100%</b>	<b>100%</b>		<b>100%</b>	<b>100%</b>	<b>99.9%</b>	<b>100%</b>	<b>100%</b>

\*Source: National Data from NHPCO Facts & Figures Published in 2015, 2016, 2018 and 2020 (considers Medicare data only).

† 2017 NHPCO Facts & Figures Report has an additional category of 'other' representing 9.4%.

OWNERSHIP TYPE  
2019



Source: Agency Ownership Analysis – NC 2019

# THE NORTH CAROLINA HOSPICE REPORT - FISCAL YEAR 2019

## CHAPTER 2

### PATIENT VOLUME

---

CENSUS DATA (ALPHABETICAL BY ORGANIZATION).....	9
CENSUS DATA (DESCENDING BY CENSUS TOTAL) .....	11
HOSPICE AGENCIES GROUPED BY AVERAGE DAILY CENSUS.....	13
AVERAGE AND MEDIAN LENGTH OF STAY .....	14
DEATHS (BY OWNERSHIP).....	15
DEATHS (BY LENGTH OF STAY) .....	17
LEVEL OF CARE (ALPHABETICAL BY ORGANIZATION) .....	18
LEVEL OF CARE (DESCENDING BY TOTAL DAYS OF CARE) .....	20
DAYS BY LEVEL OF CARE SUMMARY (YEAR OVER YEAR COMPARISON).....	22
DAYS BY LEVEL OF CARE SUMMARY (NATIONAL COMPARISON) .....	22
PAYOR SOURCE ANALYSIS (PATIENT SUMMARY WITH YEAR OVER YEAR COMPARISON) .....	25
PAYOR SOURCE ANALYSIS (DESCENDING BY DAYS OF CARE).....	26



## CENSUS DATA (ALPHABETICAL BY ORGANIZATION)

THIS SECTION REFLECTS LICENSURE DATA AGGREGATED BY OWNERSHIP INFORMATION, SHOWING REPORTED HOSPICE PATIENT CENSUS DATA FOR 2019 AS OF SEPTEMBER 30TH, 2019 IN ALPHABETICAL ORDER BY ORGANIZATION.

ORGANIZATION	2019 CENSUS
3HC	251
Amedisys Hospice	380
AseraCare Hospice	43
AuthoraCare Collective	570
Burke Hospice and Palliative Care, INC.	100
Caldwell Hospice & Palliative Care	221
Cape Fear Valley Hospice and Palliative Care	57
CarePartners Home Care & Hospice	414
Carolina Caring, INC.	357
Carolinas Palliative Care and Hospice Network, INC.	127
Carrolton Home Care, LLC.	599
Carteret Health Care Home Health & Hospice	18
Community Home Care and Hospice	678
Continuum Home Care and Hospice	49
Craven County Hospice	38
Dare Home Health & Dare Hospice	17
Duke Hospice	128
FirstHealth Hospice & Palliative Care	193
Four Seasons Compassion for Life	411
Good Shepherd Hospice	29
Harris Palliative Care and Hospice	17
Haywood Hospice & Palliative Care	33
HealthKeeperz	55
Heartland Home Health Care and Hospice	407
Hospice & Palliative Care Charlotte Region	806
Hospice & Palliative Care of Cabarrus County	174
Hospice & Palliative Care of the Blue Ridge, INC.	106
Hospice and Home Care of Alexander County	10
Hospice and Palliative Care of Nash General Hospital	30
Hospice Cleveland County	147
Hospice of Davidson County, NC Inc.	159
Hospice of Gaston County, INC.	128

ORGANIZATION	2019 CENSUS
Hospice of Iredell County, INC.	211
Hospice of Pamlico County, INC.	10
Hospice of Rockingham County, INC.	55
Hospice of Stanly County, INC.	49
Hospice of the Carolina Foothills	218
Hospice of the Piedmont, INC.	264
Hospice of Wilson Medical Center	17
Hospice of Yancey County, INC.	54
Johnston Health Home Care and Hospice	30
Kindred Hospice	137
Liberty Home Care and Hospice	474
Lower Cape Fear Hospice, INC.	431
Madison Home Care and Hospice	8
Medical Services of America, INC.	341
Mountain Valley Hospice and Palliative Care	270
Novant Health Hospice	174
Onslow County Home Health and Hospice	3
PruittHealth Hospice, INC.	187
Richmond County Hospice, INC.	68
Scotland Regional Hospice	52
Southeastern Hospice	15
Tender Loving Care Health Care Services Southeast, LLC.	408
Transitions LifeCare	649
Trellis Supportive Care	445
UNC Hospice	70
Vidant Home Health & Hospice	65
Wake Forest Baptist Health Care at Home, LLC.	51
Well Care Hospice, INC.	2

## CENSUS DATA (DESCENDING BY CENSUS TOTAL)

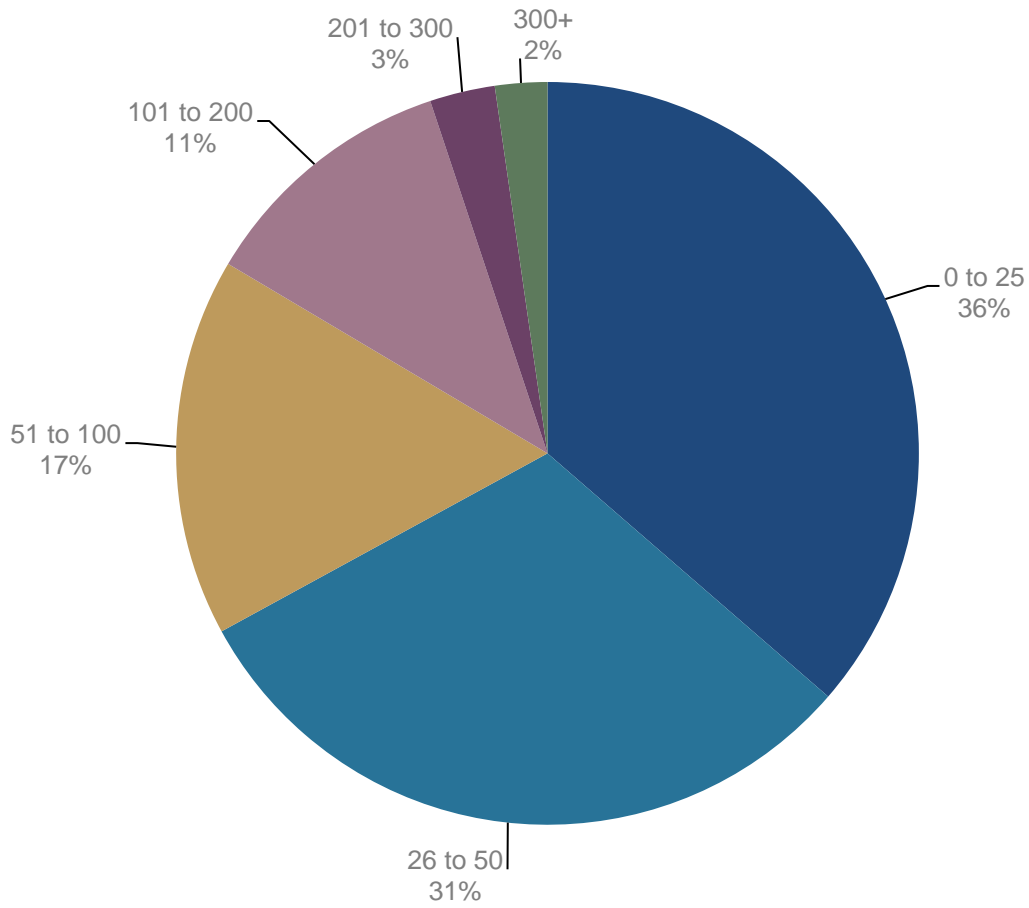
THIS SECTION REFLECTS LICENSURE DATA AGGREGATED BY OWNERSHIP INFORMATION, SHOWING REPORTED HOSPICE PATIENT CENSUS DATA FOR 2019 AS OF SEPTEMBER 30TH, 2019 IN DESCENDING ORDER BY CENSUS.

ORGANIZATION	2019 CENSUS
Hospice & Palliative Care Charlotte Region	806
Community Home Care and Hospice	678
Transitions LifeCare	649
Carrolton Home Care, LLC.	599
AuthoraCare Collective	570
Liberty Home Care and Hospice	474
Trellis Supportive Care	445
Lower Cape Fear Hospice, INC.	431
CarePartners Home Care & Hospice	414
Four Seasons Compassion for Life	411
Tender Loving Care Health Care Services Southeast, LLC.	408
Heartland Home Health Care and Hospice	407
Amedisys Hospice	380
Carolina Caring, INC.	357
Medical Services of America, INC.	341
Mountain Valley Hospice and Palliative Care	270
Hospice of the Piedmont, INC.	264
3HC	251
Caldwell Hospice & Palliative Care	221
Hospice of the Carolina Foothills	218
Hospice of Iredell County, INC.	211
FirstHealth Hospice & Palliative Care	193
PruittHealth Hospice, INC.	187
Hospice & Palliative Care of Cabarrus County	174
Novant Health Hospice	174
Hospice of Davidson County, NC Inc.	159
Hospice Cleveland County	147
Kindred Hospice	137
Duke Hospice	128
Hospice of Gaston County, INC.	128
Carolinas Palliative Care and Hospice Network, INC.	127
Hospice & Palliative Care of the Blue Ridge, INC.	106

ORGANIZATION	2019 CENSUS
Burke Hospice and Palliative Care, INC.	100
UNC Hospice	70
Richmond County Hospice, INC.	68
Vidant Home Health & Hospice	65
Cape Fear Valley Hospice and Palliative Care	57
HealthKeeperz	55
Hospice of Rockingham County, INC.	55
Hospice of Yancey County, INC.	54
Scotland Regional Hospice	52
Wake Forest Baptist Health Care at Home, LLC.	51
Continuum Home Care and Hospice	49
Hospice of Stanly County, INC.	49
AseraCare Hospice	43
Craven County Hospice	38
Haywood Hospice & Palliative Care	33
Hospice and Palliative Care of Nash General Hospital	30
Johnston Health Home Care and Hospice	30
Good Shepherd Hospice	29
Carteret Health Care Home Health & Hospice	18
Dare Home Health & Dare Hospice	17
Harris Palliative Care and Hospice	17
Hospice of Wilson Medical Center	17
Southeastern Hospice	15
Hospice and Home Care of Alexander County	10
Hospice of Pamlico County, INC.	10
Madison Home Care and Hospice	8
Onslow County Home Health and Hospice	3
Well Care Hospice, INC.	2

## HOSPICE AGENCIES GROUPED BY AVERAGE DAILY CENSUS

HOSPICE AGENCIES GROUPED BY AVERAGE DAILY CENSUS  
2019



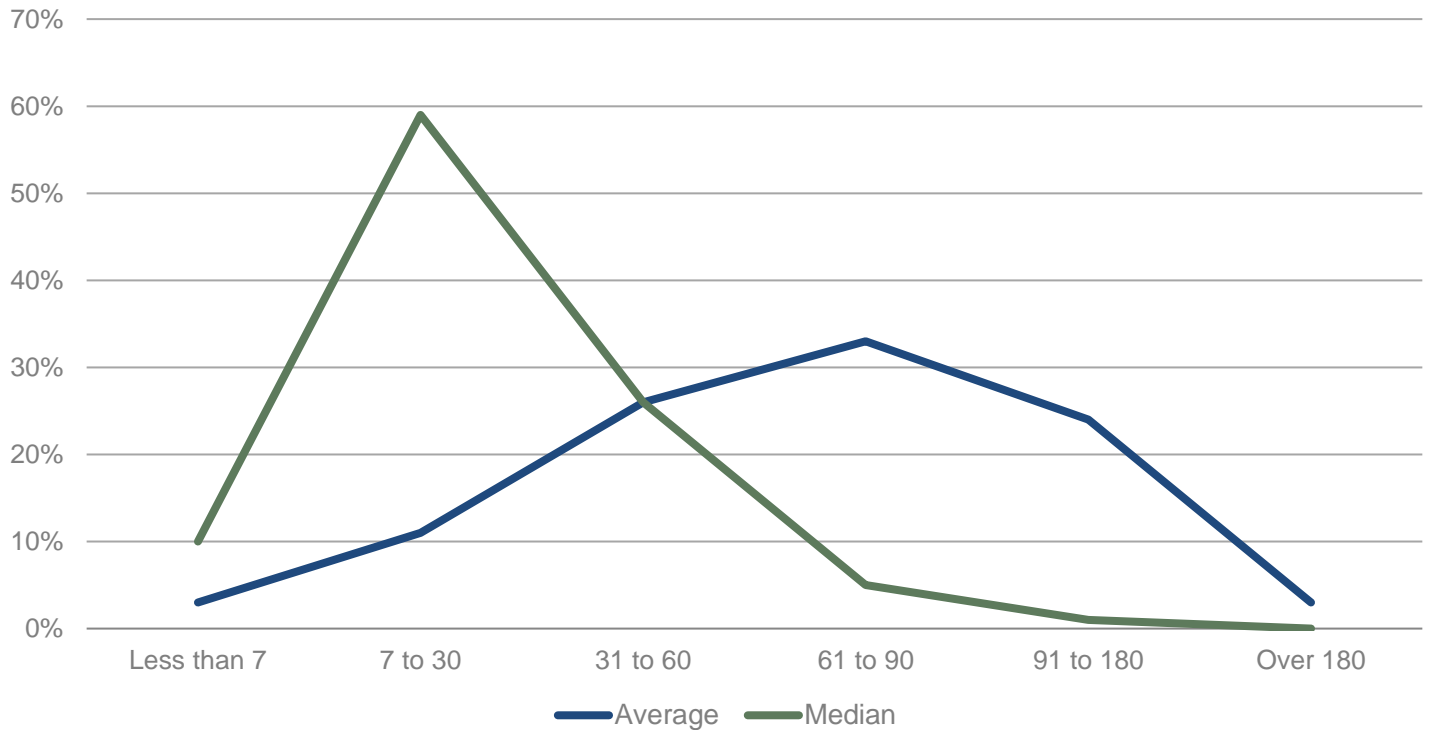
Source: Agencies Grouped by Average Daily Census – NC 2019

## AVERAGE AND MEDIAN LENGTH OF STAY

THIS SECTION REFLECTS THE AVERAGE LENGTH OF STAY AND MEDIAN LENGTH OF STAY DATA OF REPORTED HOSPICE AGENCIES.

LENGTH OF STAY	2019 AVG	2019 MEDIAN	2018 AVG	2018 MEDIAN	2017 AVG	2017 MEDIAN	2016 AVG	2016 MEDIAN	2015 AVG	2015 MEDIAN
Less than 7 days	3%	10%	3%↓	10%↑	4%	8%	4%↑	8%↓	3%	9%
7 to 30 days	11%	59%↑	11%	57%↓	11%↑	60%↑	8%↓	59%	9%	59%
31 to 60 days	26%↑	26%↓	25%↑	28%↑	20%↓	24%↓	22%↑	27%↑	19%	26%
61 to 90 days	33%↑	5%↑	30%↓	3%↓	34%↑	6%↑	30%↓	5%	38%	5%
91 to 180 days	24%↓	1%	28%↓	1%↓	29%↓	2%	32%↑	2%↑	26%	1%
Over 180 days	3%	0%	3%	1%↑	3%	0%	3%↓	0%	4%	0%

AVERAGE AND MEDIAN LENGTH OF STAY  
2019



Source: Average and Median LOS Ranges – NC 2019

## DEATHS (BY OWNERSHIP)

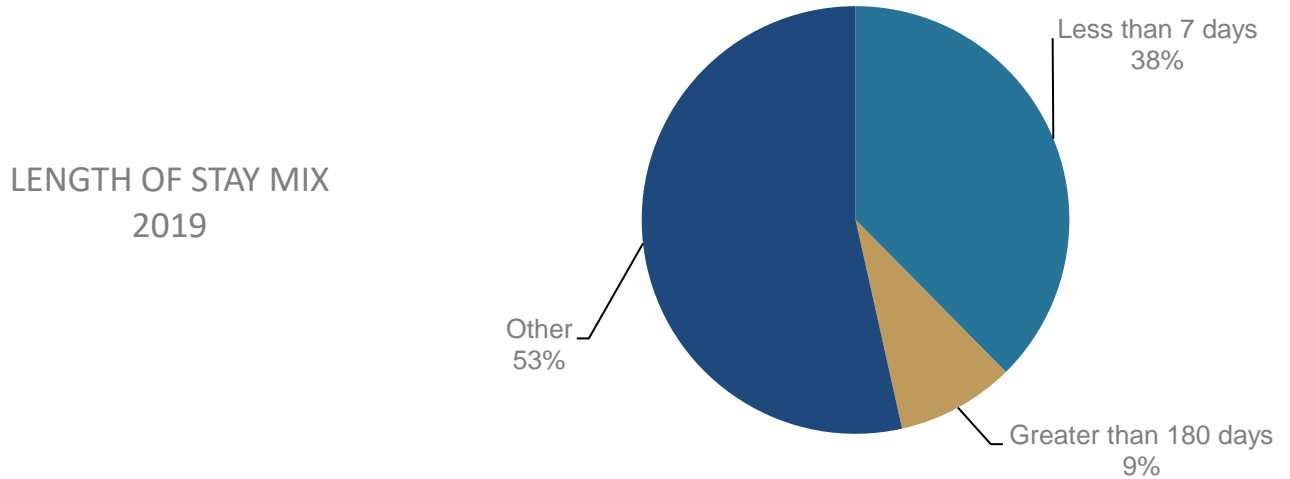
THIS SECTION REFLECTS HOSPICE DEATHS IN THE STATE OF NORTH CAROLINA ALPHABETICAL BY ORGANIZATION (OWNER), HIGHLIGHTING SHORT STAY PATIENTS (UNDER 7 DAYS), LONG STAY (OVER 180 DAYS), AND LONG STAY DEATHS AS A PERCENTAGE OF TOTAL DEATHS FOR THE YEAR.

OWNERSHIP	TOTAL DEATHS	<7 DAYS	>180 DAYS	>180/TOTAL DEATHS
3HC	1433	638	72	5.0%
Amedisys Hospice	344	115	52	15.1%
AseraCare Hospice	221	78	37	16.7%
AuthoraCare Collective	2332	853	277	11.9%
Burke Hospice and Palliative Care, INC.	464	162	49	10.6%
Caldwell Hospice & Palliative Care	666	223	82	12.3%
Cape Fear Valley Hospice and Palliative Care	260	92	19	7.3%
CarePartners Home Care & Hospice	1745	851	169	9.7%
Carolina Caring, INC.	1178	420	116	9.8%
Carolinas Palliative Care and Hospice Network, INC.	638	236	49	7.7%
Carrolton Home Care, LLC.	1181	259	174	14.7%
Carteret Health Care Home Health & Hospice	82	21	2	2.4%
Community Home Care and Hospice	2069	505	217	10.5%
Continuum Home Care and Hospice	128	42	14	10.9%
Craven County Hospice	122	25	12	9.8%
Dare Home Health & Dare Hospice	92	29	4	4.3%
Duke Hospice	1081	462	41	3.8%
FirstHealth Hospice & Palliative Care	842	371	63	7.5%
Four Seasons Compassion for Life	1751	818	69	3.9%
Good Shepherd Hospice	78	23	6	7.7%
Harris Palliative Care and Hospice	67	28	6	9.0%
Haywood Hospice & Palliative Care	175	80	11	6.3%
HealthKeeperz	159	42	23	14.5%
Heartland Home Health Care and Hospice	587	130	151	25.7%
Hospice & Palliative Care Charlotte Region	2813	789	295	10.5%
Hospice & Palliative Care of Cabarrus County	982	370	85	8.7%
Hospice & Palliative Care of the Blue Ridge, INC.	211	38	151	71.6%
Hospice and Home Care of Alexander County	34	13	3	8.8%
Hospice and Palliative Care of Nash General Hospital	233	78	8	3.4%
Hospice Cleveland County	733	275	91	12.4%
Hospice of Davidson County, NC Inc.	740	244	61	8.2%

OWNERSHIP	TOTAL DEATHS	<7 DAYS	>180 DAYS	>180/TOTAL DEATHS
Hospice of Gaston County, INC.	891	482	39	4.4%
Hospice of Iredell County, INC.	823	313	81	9.8%
Hospice of Pamlico County, INC.	35	8	1	2.9%
Hospice of Rockingham County, INC.	467	188	17	3.6%
Hospice of Stanly County, INC.	171	63	10	5.8%
Hospice of the Carolina Foothills	682	256	77	11.3%
Hospice of the Piedmont, INC.	1516	601	137	9.0%
Hospice of Wilson Medical Center	44	17	2	4.5%
Hospice of Yancey County, INC.	91	13	19	20.9%
Johnston Health Home Care and Hospice	267	174	3	1.1%
Kindred Hospice	267	51	39	14.6%
Liberty Home Care and Hospice	1066	271	142	13.3%
Lower Cape Fear Hospice, INC.	2451	1059	35	1.4%
Madison Home Care and Hospice	25	7	2	8.0%
Medical Services of America, INC.	794	231	165	20.8%
Mountain Valley Hospice and Palliative Care	1070	558	59	5.5%
Novant Health Hospice	1615	809	95	5.9%
Onslow County Home Health and Hospice	35	15	2	5.7%
PruittHealth Hospice, INC.	730	223	78	10.7%
Richmond County Hospice, INC.	287	155	12	4.2%
Scotland Regional Hospice	260	104	17	6.5%
Southeastern Hospice	179	58	6	3.4%
Tender Loving Care Health Care Services Southeast, LLC.	504	266	28	5.6%
Transitions LifeCare	3126	1112	226	7.2%
Trellis Supportive Care	2401	913	167	7.0%
UNC Hospice	507	172	43	8.5%
Vidant Home Health & Hospice	384	161	16	4.2%
Wake Forest Baptist Health Care at Home, LLC.	201	74	26	12.9%
Well Care Hospice, INC.	8	3	0	0.0%
<b>TOTALS:</b>	<b>44,338</b>	<b>16,667</b>	<b>3,953</b>	

*Note: Death totals may differ slightly as they include patients served from out of state as collected in Section C of the NC DHSR Licensure Data*





Source: Length of Stay Mix – NC 2019

## DEATHS (BY LENGTH OF STAY)

THIS SECTION REFLECTS DEATHS BY LENGTH OF STAY IN THE STATE OF NORTH CAROLINA HIGHLIGHTING SHORT STAY PATIENTS (UNDER 7 DAYS), LONG STAY (OVER 180 DAYS), AND TOTAL DEATHS FOR THE YEAR.

DEATHS BY LENGTH OF STAY	LESS THAN 7 DAYS	GREATER THAN 180 DAYS	TOTALS
<b>NC 2019 Deaths</b>	16,667↑	3,953↓	44,338↑
<b>NC 2019 % of Total Deaths</b>	38%	9%↓	
NC 2018 Deaths	16,317↑	4,161↑	42,918↑
NC 2018 % of Total Deaths	38%	10%↑	
*NHPCO 2018 % of Total Deaths	27.9%	14.1%	
NC 2017 Deaths	16,147↑	3,693↓	42,224↑
NC 2017 % of Total Deaths	38%	9%	
NC 2016 Deaths	15,511↑	3,822↑	41,050↑
NC 2016 % of Total Deaths	38%↑	9%	
NC 2015 Deaths	14,506↑	3,454↑	39,150↑
NC 2015 % of Total Deaths	37%↑	9%	
NC 2014 Deaths	12,903↑	3,082↓	35,857↑
NC 2014 % of Total Deaths	36%↑	9%↓	
*NHPCO 2014 % of Total Deaths	35.5%	10.3%	
NC 2013 Deaths	12,209	3,529	35,387

DEATHS BY LENGTH OF STAY	LESS THAN 7 DAYS	GREATER THAN 180 DAYS	TOTALS
NC 2013 % of Total Deaths	35%	10%	

\*Source: National Data from NHPCO Facts & Figures Published in 2015 & 2020 (considers only Medicare patients)

## LEVEL OF CARE (ALPHABETICAL BY ORGANIZATION)

THIS SECTION REFLECTS AN ALPHABETICAL ANALYSIS OF DAYS BY LEVEL OF CARE AND ORGANIZATION.

ORGANIZATION	ROUTINE HOME CARE	GENERAL INPATIENT CARE	RESPIRE CARE	CONT. CARE	TOTAL DAYS OF CARE
3HC	76,046	5,875	250	0	82,171
Amedisys Hospice	58,251	51	353	0	58,655
AseraCare Hospice	21,868	174	96	0	22,138
AuthoraCare Collective	220,104	4,456	992	0	225,552
Burke Hospice and Palliative Care, INC.	36,839	1,068	321	0	38,228
Caldwell Hospice & Palliative Care	71,355	4,496	389	1	76,241
Cape Fear Valley Hospice and Palliative Care	13,938	180	20	0	14,138
CarePartners Home Care & Hospice	135,172	6,351	333	4	141,860
Carolina Caring, INC.	111,959	3,987	851	0	116,797
Carolinas Palliative Care and Hospice Network, INC.	43,514	1,294	148	0	44,956
Carrolton Home Care, LLC.	198,847	14,714	339	0	213,900
Carteret Health Care Home Health & Hospice	4,402	7	8	0	4,417
Community Home Care and Hospice	250,170	378	449	0	250,997
Continuum Home Care and Hospice	12,595	15	80	0	12,690
Craven County Hospice	12,136	0	22	4	12,162
Dare Home Health & Dare Hospice	5,208	0	5	0	5,213
Duke Hospice	42,026	3,872	170	0	46,068
FirstHealth Hospice & Palliative Care	62,940	2,637	282	2	65,861
Four Seasons Compassion for Life	121,578	3,988	312	0	125,878
Good Shepherd Hospice	6,413	12	24	0	6,449
Harris Palliative Care and Hospice	3,560	65	0	0	3,625
Haywood Hospice & Palliative Care	6,605	206	66	0	6,877
HealthKeeperz	25,301	126	161	0	25,588
Heartland Home Health Care and Hospice	128,617	22	546	8	129,193
Hospice & Palliative Care Charlotte Region	278,360	6,592	516	0	285,468
Hospice & Palliative Care of Cabarrus County	58,039	2,611	315	0	60,965
Hospice & Palliative Care of the Blue Ridge, INC.	37,926	390	427	5	38,748
Hospice and Home Care of Alexander County	3,191	0	2	0	3,193

ORGANIZATION	ROUTINE HOME CARE	GENERAL INPATIENT CARE	RESPIRE CARE	CONT. CARE	TOTAL DAYS OF CARE
Hospice and Palliative Care of Nash General Hospital	12,401	0	0	0	12,401
Hospice Cleveland County	51,206	2,808	257	0	54,271
Hospice of Davidson County, NC Inc.	52,587	2,624	108	1	55,320
Hospice of Gaston County, INC.	49,379	1,807	324	0	51,510
Hospice of Iredell County, INC.	74,335	3,320	376	1	78,032
Hospice of Pamlico County, INC.	2,235	10	11	0	2,256
Hospice of Rockingham County, INC.	20,314	807	37	0	21,158
Hospice of Stanly County, INC.	17,901	44	9	0	17,954
Hospice of the Carolina Foothills	63,723	1,347	232	45	65,347
Hospice of the Piedmont, INC.	98,494	5,040	619	1	104,154
Hospice of Wilson Medical Center	1,714	13	5	0	1,732
Hospice of Yancey County, INC.	16,483	128	110	0	16,721
Johnston Health Home Care and Hospice	6,294	549	283	0	7,126
Kindred Hospice	47,495	14	104	0	47,613
Liberty Home Care and Hospice	150,321	244	799	1	151,365
Lower Cape Fear Hospice, INC.	144,372	8,828	738	0	153,938
Madison Home Care and Hospice	3,281	15	15	0	3,311
Medical Services of America, INC.	101,086	488	399	15	101,988
Mountain Valley Hospice and Palliative Care	84,507	3,892	773	3	89,175
Novant Health Hospice	59,071	4,320	591	0	63,982
Onslow County Home Health and Hospice	1,317	0	0	0	1,317
PruittHealth Hospice, INC.	81,524	219	288	0	82,031
Richmond County Hospice, INC.	23,599	1,399	319	0	25,317
Scotland Regional Hospice	16,582	1,049	130	0	17,761
Southeastern Hospice	5,809	810	37	0	6,656
Tender Loving Care Health Care Services Southeast, LLC.	86,675	50	167	0	86,892
Transitions LifeCare	217,379	7,357	853	6	225,595
Trellis Supportive Care	151,729	6,930	1,724	45	160,428
UNC Hospice	31,705	3,159	195	0	35,059
Vidant Home Health & Hospice	17,868	719	120	48	18,755
Wake Forest Baptist Health Care at Home, LLC.	17,860	138	95	0	18,093
Well Care Hospice, INC.	240	0	0	0	240
	<b>3,756,446</b>	<b>121,695</b>	<b>17,195</b>	<b>190</b>	<b>3,895,526</b>

## LEVEL OF CARE (DESCENDING BY TOTAL DAYS OF CARE)

THIS SECTION REFLECTS AN ANALYSIS OF DAYS BY LEVEL OF CARE, BY TOTAL DAYS OF CARE, IN DESCENDING ORDER.

ORGANIZATION	ROUTINE HOME CARE	GENERAL INPATIENT CARE	RESPIRE CARE	CONT. CARE	TOTAL DAYS OF CARE
Hospice & Palliative Care Charlotte Region	278,360	6,592	516	0	285,468
Community Home Care and Hospice	250,170	378	449	0	250,997
Transitions LifeCare	217,379	7,357	853	6	225,595
AuthoraCare Collective	220,104	4,456	992	0	225,552
Carrolton Home Care, LLC.	198,847	14,714	339	0	213,900
Trellis Supportive Care	151,729	6,930	1,724	45	160,428
Lower Cape Fear Hospice, INC.	144,372	8,828	738	0	153,938
Liberty Home Care and Hospice	150,321	244	799	1	151,365
CarePartners Home Care & Hospice	135,172	6,351	333	4	141,860
Heartland Home Health Care and Hospice	128,617	22	546	8	129,193
Four Seasons Compassion for Life	121,578	3,988	312	0	125,878
Carolina Caring, INC.	111,959	3,987	851	0	116,797
Hospice of the Piedmont, INC.	98,494	5,040	619	1	104,154
Medical Services of America, INC.	101,086	488	399	15	101,988
Mountain Valley Hospice and Palliative Care	84,507	3,892	773	3	89,175
Tender Loving Care Health Care Services Southeast, LLC.	86,675	50	167	0	86,892
3HC	76,046	5,875	250	0	82,171
PruittHealth Hospice, INC.	81,524	219	288	0	82,031
Hospice of Iredell County, INC.	74,335	3,320	376	1	78,032
Caldwell Hospice & Palliative Care	71,355	4,496	389	1	76,241
FirstHealth Hospice & Palliative Care	62,940	2,637	282	2	65,861
Hospice of the Carolina Foothills	63,723	1,347	232	45	65,347
Novant Health Hospice	59,071	4,320	591	0	63,982
Hospice & Palliative Care of Cabarrus County	58,039	2,611	315	0	60,965
Amedisys Hospice	58,251	51	353	0	58,655
Hospice of Davidson County, NC Inc.	52,587	2,624	108	1	55,320
Hospice Cleveland County	51,206	2,808	257	0	54,271
Hospice of Gaston County, INC.	49,379	1,807	324	0	51,510
Kindred Hospice	47,495	14	104	0	47,613
Duke Hospice	42,026	3,872	170	0	46,068
Carolinas Palliative Care and Hospice Network, INC.	43,514	1,294	148	0	44,956

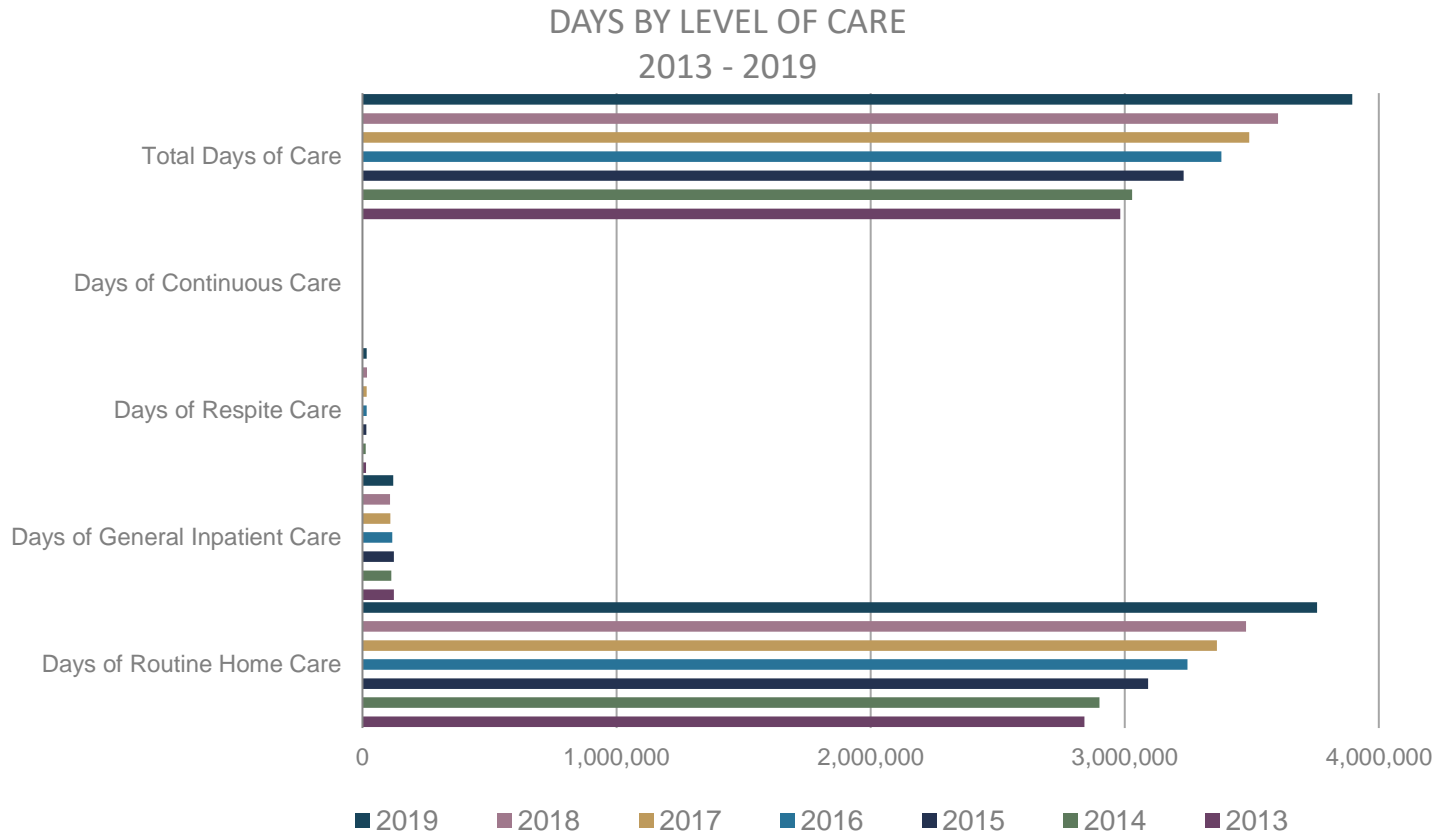
ORGANIZATION	ROUTINE HOME CARE	GENERAL INPATIENT CARE	RESPIRE CARE	CONT. CARE	TOTAL DAYS OF CARE
Hospice & Palliative Care of the Blue Ridge, INC.	37,926	390	427	5	38,748
Burke Hospice and Palliative Care, INC.	36,839	1,068	321	0	38,228
UNC Hospice	31,705	3,159	195	0	35,059
HealthKeeperz	25,301	126	161	0	25,588
Richmond County Hospice, INC.	23,599	1,399	319	0	25,317
AseraCare Hospice	21,868	174	96	0	22,138
Hospice of Rockingham County, INC.	20,314	807	37	0	21,158
Vidant Home Health & Hospice	17,868	719	120	48	18,755
Wake Forest Baptist Health Care at Home, LLC.	17,860	138	95	0	18,093
Hospice of Stanly County, INC.	17,901	44	9	0	17,954
Scotland Regional Hospice	16,582	1,049	130	0	17,761
Hospice of Yancey County, INC.	16,483	128	110	0	16,721
Cape Fear Valley Hospice and Palliative Care	13,938	180	20	0	14,138
Continuum Home Care and Hospice	12,595	15	80	0	12,690
Hospice and Palliative Care of Nash General Hospital	12,401	0	0	0	12,401
Craven County Hospice	12,136	0	22	4	12,162
Johnston Health Home Care and Hospice	6,294	549	283	0	7,126
Haywood Hospice & Palliative Care	6,605	206	66	0	6,877
Southeastern Hospice	5,809	810	37	0	6,656
Good Shepherd Hospice	6,413	12	24	0	6,449
Dare Home Health & Dare Hospice	5,208	0	5	0	5,213
Carteret Health Care Home Health & Hospice	4,402	7	8	0	4,417
Harris Palliative Care and Hospice	3,560	65	0	0	3,625
Madison Home Care and Hospice	3,281	15	15	0	3,311
Hospice and Home Care of Alexander County	3,191	0	2	0	3,193
Hospice of Pamlico County, INC.	2,235	10	11	0	2,256
Hospice of Wilson Medical Center	1,714	13	5	0	1,732
Onslow County Home Health and Hospice	1,317	0	0	0	1,317
Well Care Hospice, INC.	240	0	0	0	240
	<b>3,756,446</b>	<b>121,695</b>	<b>17,195</b>	<b>190</b>	<b>3,895,526</b>

## DAYS BY LEVEL OF CARE SUMMARY (YEAR OVER YEAR COMPARISON)

THIS SECTION REFLECTS AN ANALYSIS OF DAYS BY LEVEL OF CARE, BY TOTAL DAYS OF CARE, IN DESCENDING ORDER WITH A YEAR OVER YEAR COMPARISON.

YEAR	DAYS OF ROUTINE HOME CARE	DAYS OF GENERAL INPATIENT CARE	DAYS OF RESPITE CARE	DAYS OF CONTINUOUS CARE	TOTAL DAYS OF CARE
2019	3,756,446↑	121,695↑	17,195↓	190↑	3,895,526↑
2018	3,476,865↑	108,970↓	17,651↑	131↓	3,603,617↑
2017	3,362,414↑	110,072↓	16,440↑	349↓	3,489,619↑
2016	3,246,336↑	117,499↓	16,291↑	448↓	3,380,346↑
2015	3,091,628↑	123,992↑	15,488↑	1,545↑	3,231,700↑
2014	2,901,228↑	113,091↓	13,310↓	1,063↓	3,028,692↑
2013	2,842,060	123,986	14,280	1,755	2,982,081

Note: Only NC Residents. Note: Section C of the NC DHSR Licensure data contains some services provided by NC Licensed Hospice providers to out of state patients.



Source: Days by Level of Care Analysis – NC 2013 - 2019

## DAYS BY LEVEL OF CARE SUMMARY (NATIONAL COMPARISON)

THIS SECTION REFLECTS AN ANALYSIS OF DAYS BY LEVEL OF CARE WITH A NATIONAL COMPARISON.

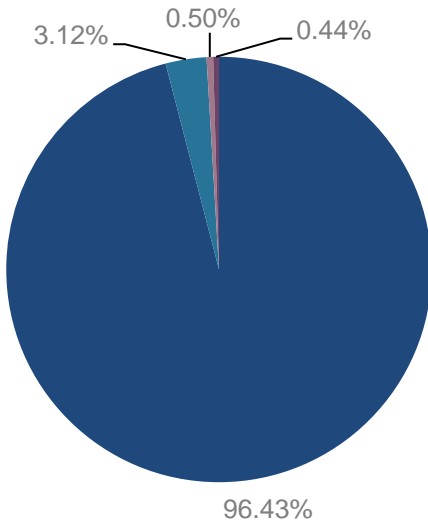
Level of Care	Routine Home Care	General Inpatient Care	Continuous Care	Respite Care
<b>NC 2019 % Patient Care Days</b>	<b>96.43%↓</b>	<b>3.12%↑</b>	<b>0.005%↑</b>	<b>0.44%↓</b>
NC 2018 % Patient Care Days	96.48%↑	3.02%↓	0.004%↓	0.49%↑
†*NHPCO 2018 % Patient Care Days	98.2%↑	1.2%↓	0.20%	0.30%
NC 2017 % Patient Care Days	96.35%↑	3.15%↓	0.01%	0.47%↓
NC 2016 % Patient Care Days	96.04%↑	3.48%↓	0.01%↓	0.48%
†*NHPCO 2016 % Patient Care Days	98.0%↑	1.5%↓	0.2%↓	0.30%
NC 2015 % Patient Care Days	95.77%↓	3.84%↑	0.05%↑	0.48%↑
†*NHPCO 2015 % Patient Care Days	97.80%	1.60%	0.30%	0.30%
NC 2014 % Patient Care Days	95.79%	3.73%	0.04%	0.44%
*NHPCO 2014 % Patient Care Days	93.80%	4.80%	1.00%	0.40%

\*Source: National Data from NHPCO Facts & Figures Published in 2015, 2016 & 2020

† NHPCO Facts & Figures Report considers **Medicare** data only

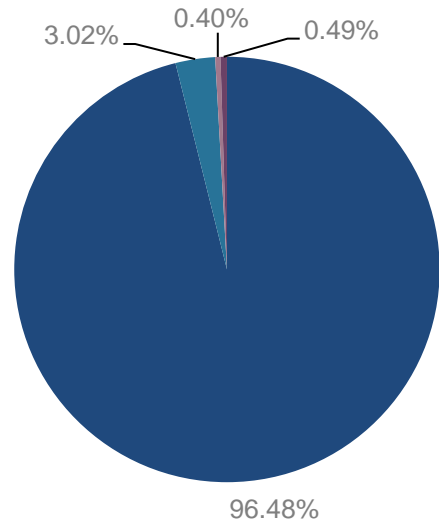
Source: Days by Level of Care NC 2014- 2019

PATIENT CARE DAYS  
2019



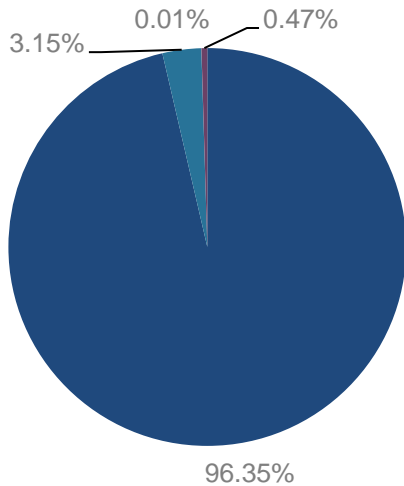
■ Routine Home Care    ■ General Inpatient Care  
■ Continuous Care    ■ Respite Care

PATIENT CARE DAYS  
2018



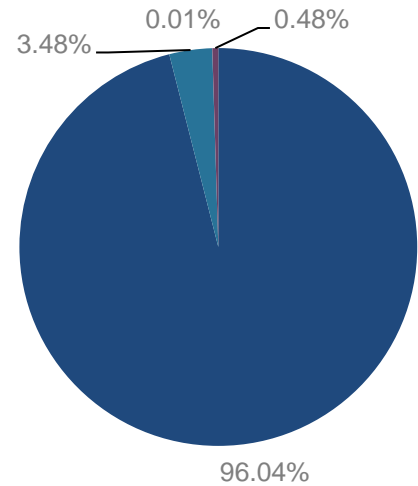
■ Routine Home Care    ■ General Inpatient Care  
■ Continuous Care    ■ Respite Care

PATIENT CARE DAYS  
2017



■ Routine Home Care    ■ General Inpatient Care  
■ Continuous Care    ■ Respite Care

PATIENT CARE DAYS  
2016



■ Routine Home Care    ■ General Inpatient Care  
■ Continuous Care    ■ Respite Care



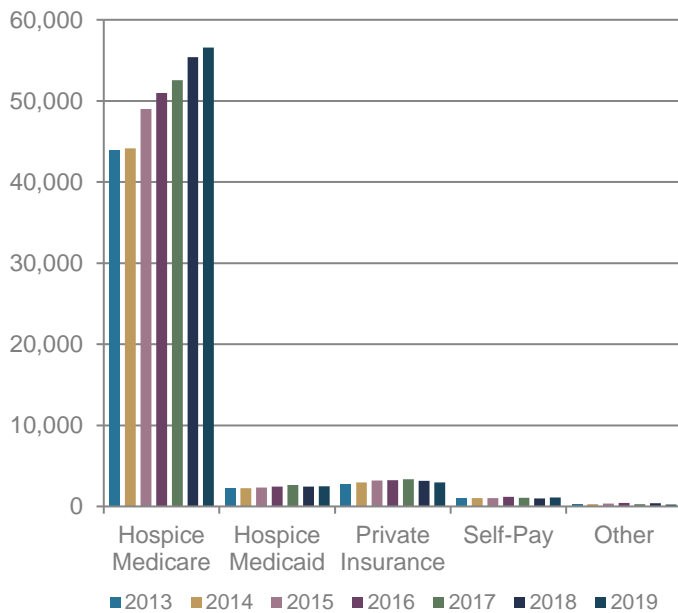
# PAYOR SOURCE ANALYSIS (PATIENT SUMMARY WITH YEAR OVER YEAR COMPARISON)

THIS SECTION REFLECTS PAYOR SOURCE BY PATIENT SUMMARY AND PRIOR YEAR COMPARISON.

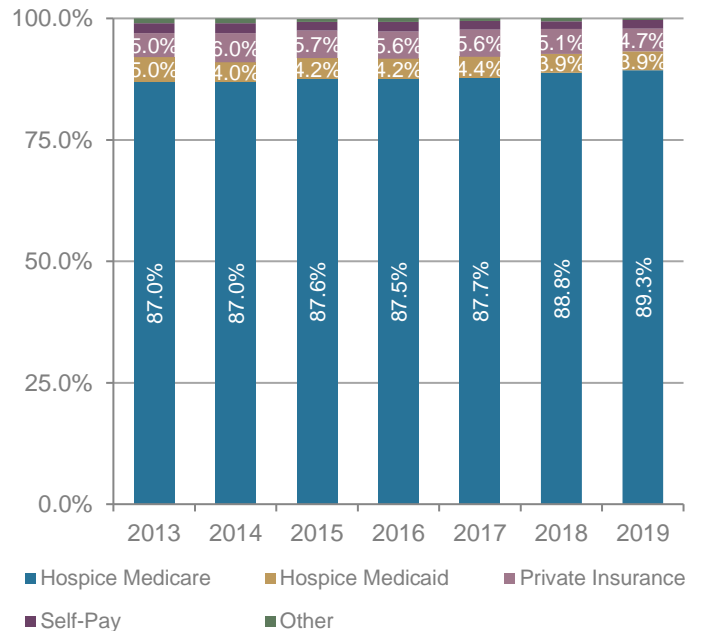
YEAR	2019	2018	2017	2016	2015	2014	2013
Hospice Medicare	56,572↑ 89.3%↑	55,382↑ 88.8%↑	52,550↑ 87.7%↑	50,959↑ 87.5%↓	48,993↑ 87.6%↑	44,156↑ 87%	43,916 87%
Hospice Medicaid	2,488↑ 3.9%	2,441↓ 3.9%↓	2,640↑ 4.4%↑	2,432↑ 4.2%	2,340↑ 4.2%↑	2,253↓ 4%↓	2,284 5%
Private Insurance	2,969↓ 4.7%↓	3,160↓ 5.1%↓	3,371↑ 5.6%	3,234↑ 5.6%↓	3,207↑ 5.7%↓	2,976↑ 6%↑	2,759 5%
Self-Pay	1,121↑ 1.8%↑	987↓ 1.6%↓	1,064↓ 1.8%↓	1,184↑ 2.0%↑	1,021↑ 1.8%↓	1,017↓ 2%	1,045 2%
Other	218 0.3%	411↑ 0.7%↑	280↓ 0.5%↓	439↑ 0.8%↑	349↑ 0.6%↓	272↓ 1%	316 1%
<b>TOTALS:</b>	<b>63,374↑</b>	<b>62,381↑</b>	<b>59,905↑</b>	<b>58,248↑</b>	<b>55,910↑</b>	<b>50,674</b>	<b>50,320</b>

Source: Payor Source Analysis – NC 2013 - 2019

PAYOR SOURCE ANALYSIS BY PATIENT  
2013 - 2019



PAYOR SOURCE ANALYSIS BY YEAR  
2013 - 2019



Source: Payor source analysis NC 2013 - 2019

# PAYOR SOURCE ANALYSIS (DESCENDING BY DAYS OF CARE)

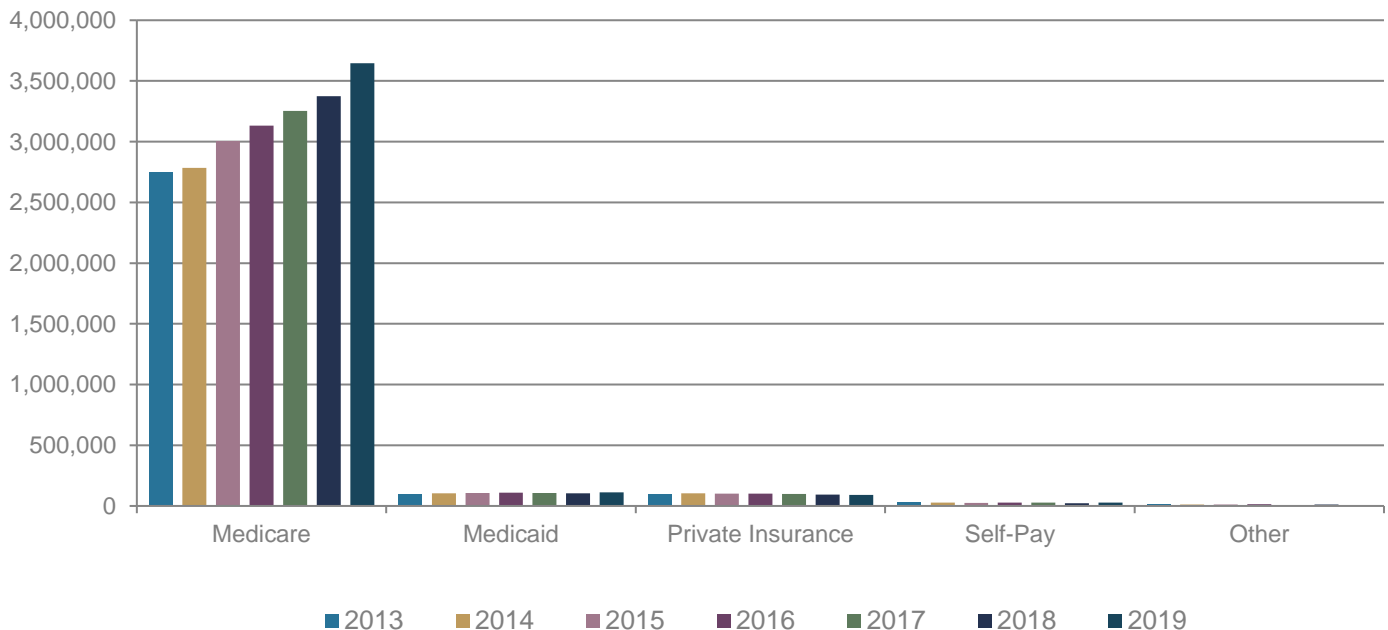
THIS SECTION REFLECTS PAYOR SOURCE ANALYSIS BY DAYS OF CARE.

PAYOR SOURCE	MEDICARE		MEDICAID		PRIVATE INSURANCE		SELF-PAY		OTHER	
Days of Care 2019	3,645,104↑	93.9%↑	112,166↑	2.9%	90,851↓	2.3%↓	28,596↑	0.7%	6,855↓	0.2%↓
Days of Care 2018	3,374,353↑	93.6%	104,818↓	2.9%	93,297↓	2.6%	23,414↓	0.7%	11,078↑	0.3%
Days of Care 2017	3,252,643↑	93.1%	107,296↓	3.1%	99,651↓	2.9%	27,988↑	0.8%	7,382↓	0.2%
Days of Care 2016	3,132,546↑	92.5%	108,449↑	3.2%	102,025↑	3.0%	27,670↑	0.8%	14,607↑	0.4%
Days of Care 2015	3,005,495↑	92.4%	107,650↑	3.3%	101,468↓	3.1%	25,728↓	0.8%	12,131↑	0.4%
†*NHPCO 2015	Not reported – Medicare Only									
Days of Care 2014	2,783,975↑	92.0%	104,693↑	3.0%	103,697↑	3.0%	27,356↑	1.0%	11,371↓	<1%
*NHPCO 2014		90.3%		4.3%		4.0%		0.4%		1.0%
Days of Care 2013	2,745,913	92%	95,440	3%	95,316	3%	26,808	1%	15,604	1%

\*Source: National Data from NHPCO Facts & Figures Published in 2015, 2016. Note: Section C of the NC DHSR Licensure data contains some services provided by NC Licensed Hospice providers to out of state patients.

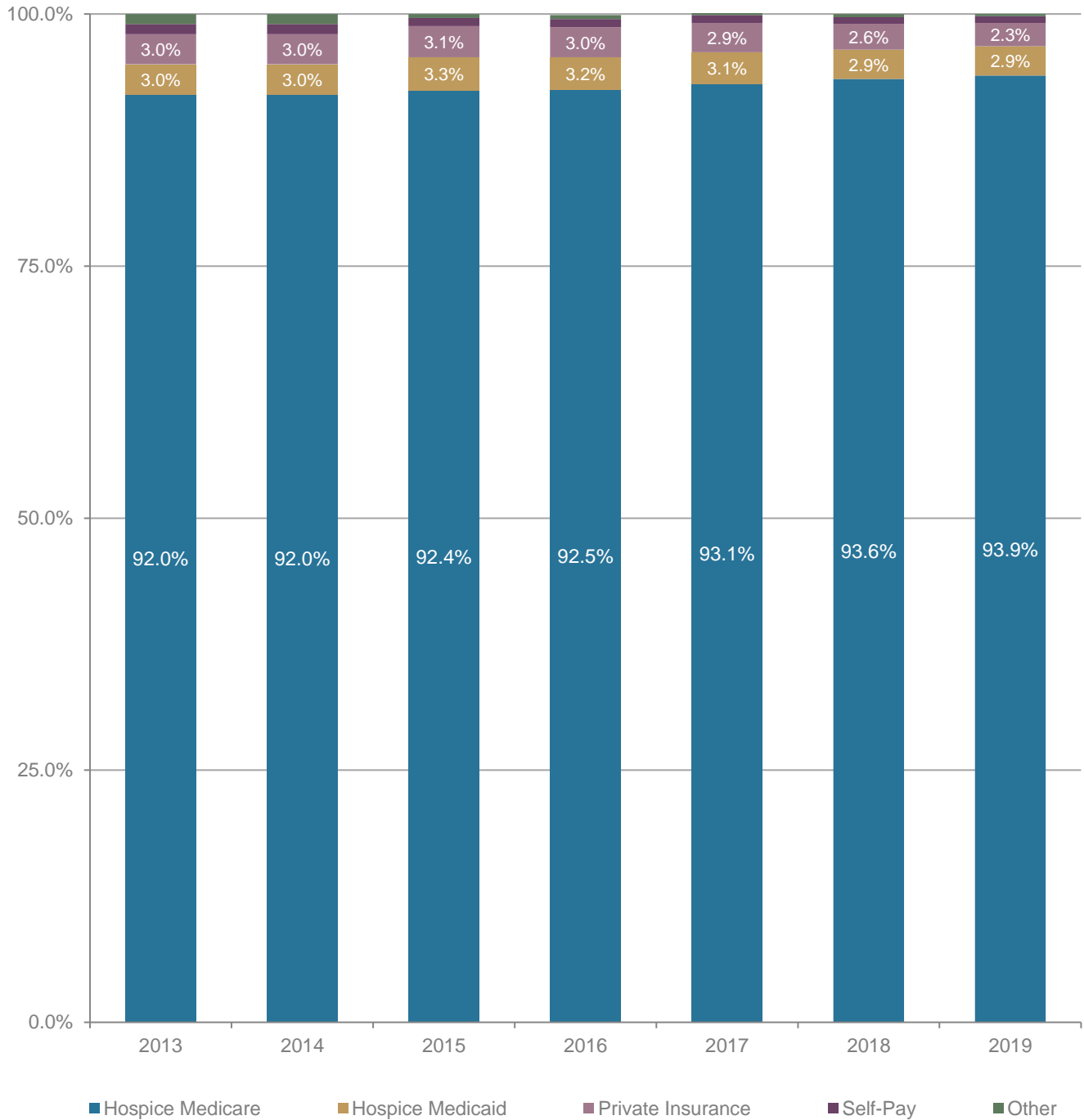
† 2016 NHPCO Facts & Figures Report data reflected for 2015 considers Medicare data only

DAYS OF CARE BY PAYOR SOURCE  
2013 - 2019



Source: Days of Care by Payor Source NC 2013 - 2019

DAYS OF CARE BY YEAR  
2013 - 2019



Source: Days of Care by Payor Source NC 2013 - 2019

THE  
NORTH CAROLINA  
HOSPICE REPORT - FISCAL YEAR 2019

## CHAPTER 3

### ADMISSIONS AND DISCHARGES

---

ADMISSIONS AND DISCHARGES ANALYSIS (ALPHABETICAL BY ORGANIZATION) .....	29
ADMISSIONS AND DISCHARGES ANALYSIS (DESCENDING BY ADMISSION TOTAL) .....	31
BY LOCATION OF CARE (WITH YEAR OVER YEAR COMPARISON) .....	33

## ADMISSIONS AND DISCHARGES ANALYSIS (ALPHABETICAL BY ORGANIZATION)

THIS SECTION REFLECTS ADMISSIONS, DEATHS, LIVE DISCHARGES, AND PATIENTS SERVED IN 2019; INCLUDING A CALCULATION OF LIVE DISCHARGES AS A PERCENTAGE OF TOTAL DISCHARGES, SORTED ALPHABETICALLY BY ORGANIZATION.

ORGANIZATION	ADMITS	DEATHS	DC ALIVE	DC ALIVE % OF TOTAL DISCHARGES	TOTAL PATIENTS SERVED
3HC	1,763	1,433	195	12%	1,986
Amedisys Hospice	590	344	71	17%	942
AseraCare Hospice	222	221	27	11%	288
AuthoraCare Collective	2,591	2,332	334	13%	3,161
Burke Hospice and Palliative Care, INC.	514	464	76	14%	608
Caldwell Hospice & Palliative Care	792	665	86	11%	961
Cape Fear Valley Hospice and Palliative Care	317	260	44	14%	308
CarePartners Home Care & Hospice	1,923	1,734	225	11%	2,323
Carolina Caring, INC.	1,363	1,178	128	10%	1,671
Carolinas Palliative Care and Hospice Network, INC.	550	638	58	8%	806
Carrolton Home Care, LLC.	1,512	1,085	388	26%	2,132
Carteret Health Care Home Health & Hospice	106	82	14	15%	106
Community Home Care and Hospice	2,534	2,069	568	22%	3,313
Continuum Home Care and Hospice	181	128	30	19%	188
Craven County Hospice	147	122	22	15%	169
Dare Home Health & Dare Hospice	91	92	3	3%	114
Duke Hospice	1,105	1,081	114	10%	1,456
FirstHealth Hospice & Palliative Care	918	839	41	5%	1,095
Four Seasons Compassion for Life	1,977	1,745	182	9%	2,333
Good Shepherd Hospice	109	78	8	9%	115
Harris Palliative Care and Hospice	63	67	11	14%	87
Haywood Hospice & Palliative Care	202	175	17	9%	198
HealthKeeperz	211	159	75	32%	264
Heartland Home Health Care and Hospice	804	587	131	18%	1,108
Hospice & Palliative Care Charlotte Region	3,190	2,791	351	11%	3,863
Hospice & Palliative Care of Cabarrus County	829	982	83	8%	1,344
Hospice & Palliative Care of the Blue Ridge, INC.	248	211	45	18%	334
Hospice and Home Care of Alexander County	46	34	7	17%	52
Hospice and Palliative Care of Nash General Hospital	250	233	21	8%	280
Hospice Cleveland County	793	733	96	12%	961
Hospice of Davidson County, NC Inc.	798	737	60	8%	945

ORGANIZATION	ADMITS	DEATHS	DC ALIVE	DC ALIVE % OF TOTAL DISCHARGES	TOTAL PATIENTS SERVED
Hospice of Gaston County, INC.	964	891	85	9%	1,255
Hospice of Iredell County, INC.	904	823	94	10%	1,501
Hospice of Pamlico County, INC.	53	35	9	20%	53
Hospice of Rockingham County, INC.	521	467	44	9%	582
Hospice of Stanly County, INC.	185	171	14	8%	231
Hospice of the Carolina Foothills	742	682	81	11%	1,005
Hospice of the Piedmont, INC.	1,555	1,512	83	5%	1,864
Hospice of Wilson Medical Center	65	44	8	15%	58
Hospice of Yancey County, INC.	113	91	15	14%	160
Johnston Health Home Care and Hospice	337	267	74	22%	493
Kindred Hospice	326	267	100	27%	659
Liberty Home Care and Hospice	1,443	1,066	254	19%	1,768
Lower Cape Fear Hospice, INC.	2,600	2,451	227	8%	3,067
Madison Home Care and Hospice	34	25	12	32%	43
Medical Services of America, INC.	1,050	795	188	19%	1,298
Mountain Valley Hospice and Palliative Care	1,142	979	123	11%	1,735
Novant Health Hospice	1,882	1,587	137	8%	1,904
Onslow County Home Health and Hospice	38	35	4	10%	42
PruittHealth Hospice, INC.	846	730	212	23%	1,128
Richmond County Hospice, INC.	475	285	80	22%	520
Scotland Regional Hospice	272	260	34	12%	299
Southeastern Hospice	204	179	23	11%	216
Tender Loving Care Health Care Services Southeast, LLC.	874	504	195	28%	1,234
Transitions LifeCare	3,433	3,126	270	8%	3,974
Trellis Supportive Care	2,453	2,393	257	10%	3,200
UNC Hospice	657	558	93	14%	903
Vidant Home Health & Hospice	448	384	46	11%	509
Wake Forest Baptist Health Care at Home, LLC.	224	201	46	19%	324
Well Care Hospice, INC.	11	8	1	11%	11
<b>TOTALS:</b>	<b>50,590</b>	<b>44,115</b>	<b>6,320</b>	<b>-</b>	<b>63,547</b>

## ADMISSIONS AND DISCHARGES ANALYSIS (DESCENDING BY ADMISSION TOTAL)

THIS SECTION REFLECTS ADMISSIONS, DEATHS, LIVE DISCHARGES, AND PATIENTS SERVED IN 2019; INCLUDING A CALCULATION OF LIVE DISCHARGES AS A PERCENTAGE OF TOTAL DISCHARGES, SORTED IN DESCENDING ORDER BY ADMISSION TOTAL.

ORGANIZATION	ADMITS	DEATHS	DC ALIVE	DC ALIVE % OF TOTAL DISCHARGES	TOTAL PATIENTS SERVED
Transitions LifeCare	3,433	3,126	270	8%	3,974
Hospice & Palliative Care Charlotte Region	3,190	2,791	351	11%	3,863
Lower Cape Fear Hospice, INC.	2,600	2,451	227	8%	3,067
AuthoraCare Collective	2,591	2,332	334	13%	3,161
Community Home Care and Hospice	2,534	2,069	568	22%	3,313
Trellis Supportive Care	2,453	2,393	257	10%	3,200
Four Seasons Compassion for Life	1,977	1,745	182	9%	2,333
CarePartners Home Care & Hospice	1,923	1,734	225	11%	2,323
Novant Health Hospice	1,882	1,587	137	8%	1,904
3HC	1,763	1,433	195	12%	1,986
Hospice of the Piedmont, INC.	1,555	1,512	83	5%	1,864
Carrolton Home Care, LLC.	1,512	1,085	388	26%	2,132
Liberty Home Care and Hospice	1,443	1,066	254	19%	1,768
Carolina Caring, INC.	1,363	1,178	128	10%	1,671
Mountain Valley Hospice and Palliative Care	1,142	979	123	11%	1,735
Duke Hospice	1,105	1,081	114	10%	1,456
Medical Services of America, INC.	1,050	795	188	19%	1,298
Hospice of Gaston County, INC.	964	891	85	9%	1,255
FirstHealth Hospice & Palliative Care	918	839	41	5%	1,095
Hospice of Iredell County, INC.	904	823	94	10%	1,501
Tender Loving Care Health Care Services Southeast, LLC.	874	504	195	28%	1,234
PruittHealth Hospice, INC.	846	730	212	23%	1,128
Hospice & Palliative Care of Cabarrus County	829	982	83	8%	1,344
Heartland Home Health Care and Hospice	804	587	131	18%	1,108
Hospice of Davidson County, NC Inc.	798	737	60	8%	945
Hospice Cleveland County	793	733	96	12%	961
Caldwell Hospice & Palliative Care	792	665	86	11%	961
Hospice of the Carolina Foothills	742	682	81	11%	1,005
UNC Hospice	657	558	93	14%	903
Amedisys Hospice	590	344	71	17%	942
Carolinas Palliative Care and Hospice Network, INC.	550	638	58	8%	806

ORGANIZATION	ADMITS	DEATHS	DC ALIVE	DC ALIVE % OF TOTAL DISCHARGES	TOTAL PATIENTS SERVED
Hospice of Rockingham County, INC.	521	467	44	9%	582
Burke Hospice and Palliative Care, INC.	514	464	76	14%	608
Richmond County Hospice, INC.	475	285	80	22%	520
Vidant Home Health & Hospice	448	384	46	11%	509
Johnston Health Home Care and Hospice	337	267	74	22%	493
Kindred Hospice	326	267	100	27%	659
Cape Fear Valley Hospice and Palliative Care	317	260	44	14%	308
Scotland Regional Hospice	272	260	34	12%	299
Hospice and Palliative Care of Nash General Hospital	250	233	21	8%	280
Hospice & Palliative Care of the Blue Ridge, INC.	248	211	45	18%	334
Wake Forest Baptist Health Care at Home, LLC.	224	201	46	19%	324
AseraCare Hospice	222	221	27	11%	288
HealthKeeperz	211	159	75	32%	264
Southeastern Hospice	204	179	23	11%	216
Haywood Hospice & Palliative Care	202	175	17	9%	198
Hospice of Stanly County, INC.	185	171	14	8%	231
Continuum Home Care and Hospice	181	128	30	19%	188
Craven County Hospice	147	122	22	15%	169
Hospice of Yancey County, INC.	113	91	15	14%	160
Good Shepherd Hospice	109	78	8	9%	115
Carteret Health Care Home Health & Hospice	106	82	14	15%	106
Dare Home Health & Dare Hospice	91	92	3	3%	114
Hospice of Wilson Medical Center	65	44	8	15%	58
Harris Palliative Care and Hospice	63	67	11	14%	87
Hospice of Pamlico County, INC.	53	35	9	20%	53
Hospice and Home Care of Alexander County	46	34	7	17%	52
Onslow County Home Health and Hospice	38	35	4	10%	42
Madison Home Care and Hospice	34	25	12	32%	43
Well Care Hospice, INC.	11	8	1	11%	11
<b>TOTALS:</b>	<b>50,590</b>	<b>44,115</b>	<b>6,320</b>	<b>-</b>	<b>63,547</b>



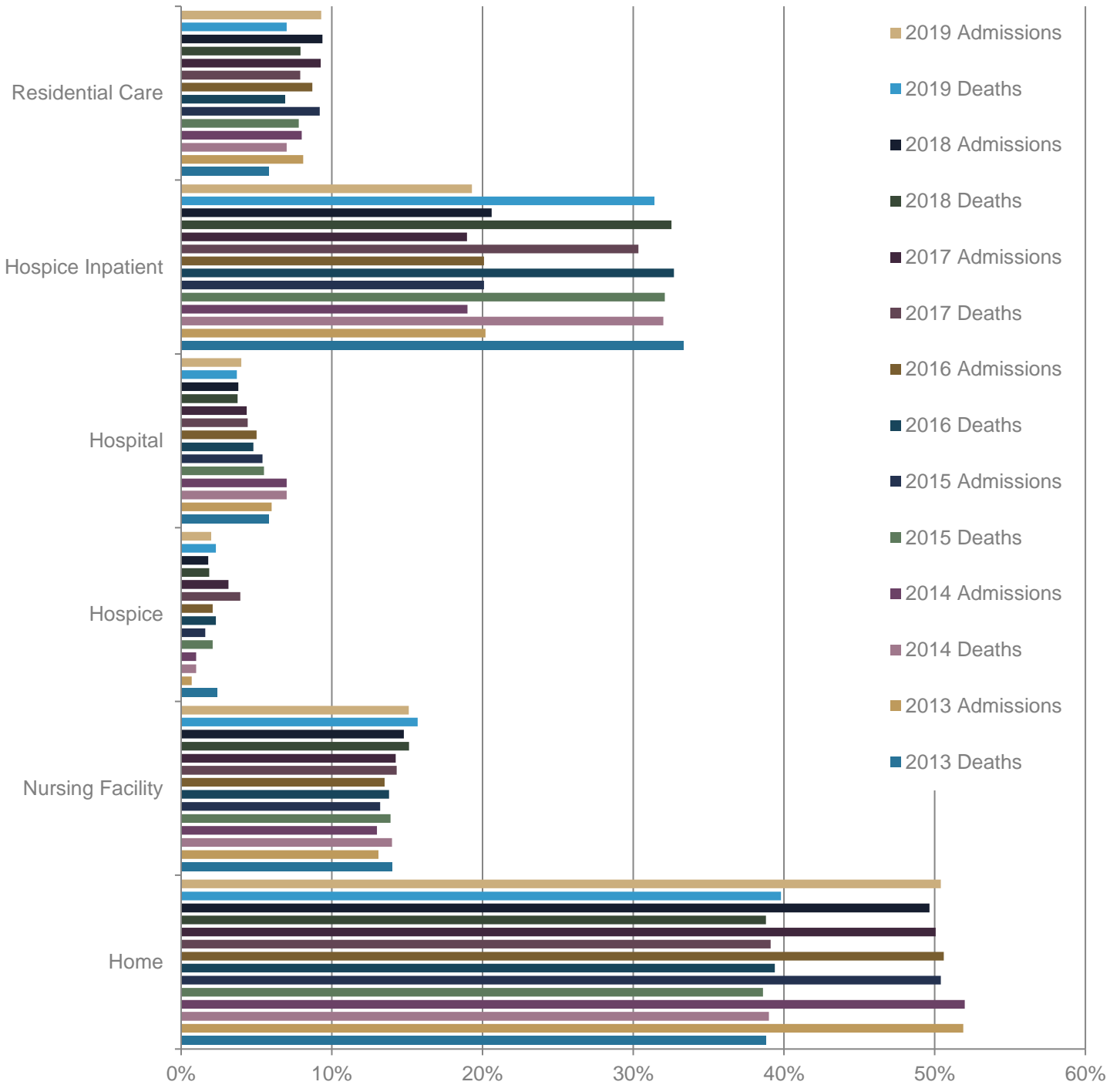
## BY LOCATION OF CARE (WITH YEAR OVER YEAR COMPARISON)

THIS SECTION REFLECTS THE PERCENTAGE OF UNDUPLICATED ADMISSIONS AND DEATHS, BY LOCATION, INCLUDING A YEAR OVER YEAR COMPARISON.

LOCATION OF CARE	HOME	NURSING FACILITY	HOSPICE UNIT	HOSPITAL	HOSPICE INPATIENT FACILITY	RESIDENTIAL CARE SETTING
2019 % of Admissions	50.4%↑	15.1%↑	2.0%↑	4.0%↑	19.3%↓	9.3%↓
NC 2019 % of Deaths	39.8%↑	15.7%↑	2.3%↑	3.7%	31.4%↓	7.0%↓
2018 % of Admissions	49.7%↓	14.8%↑	1.8%↓	3.8%↓	20.6%↑	9.4%↑
NC 2018 % of Deaths	38.8%↓	15.1%↑	1.9%↓	3.7%↓	32.5%↑	7.9%↓
*NHPCO 2018 % of Deaths	51.5%	17.4%	-	-	12.8%	12.3%
2017 % of Admissions	50.1%↓	14.2%↑	3.1%↑	4.4%↓	19.0%↓	9.3%↑
NC 2017 % of Deaths	39.1%↓	14.3%↑	3.9%↑	4.4%↓	30.4%↓	8.0%↑
2016 % of Admissions	50.6%↑	13.5%↑	2.1%↑	5.0%↓	20.1%	8.7%↓
NC 2016 % of Deaths	39.4%↑	13.8%↓	2.3%↑	4.8%↓	32.7%↑	6.9%↓
*NHPCO 2016 % of Deaths	44.6%	32.8%	-	7.4%	14.6%	-
2015 % of Admissions	50.4%↓	13.2%↑	1.6%↑	5.4%↓	20.1%↑	9.2%↑
NC 2015 % of Deaths	38.6%↓	13.9%↓	2.1%↑	5.5%↓	32.1%↑	7.8%↑
*NHPCO 2015 % of Deaths	not reported					
2014 % of Admissions	52%↑	13%↓	1%↑	7%↑	19%↓	8%↓
NC 2014 % of Deaths	39%↑	14%	1%↓	7%↑	32%↓	7%↑
*NHPCO 2014 % of Deaths	35.7%	14.5%	-	9.3%	31.8%	8.7%
2013 % of Admissions	51.9%	13.1%	0.7%	6.0%	20.2%	8.1%
NC 2013 % of Deaths	38.8%	14.0%	2.4%	5.8%	33.3%	5.8%

\*Source: National Data from NHPCO Facts & Figures Published in 2015, 2016, 2017 & 2020. National data categories do not align perfectly and do not add up to 100%.

### ADMISSIONS AND DEATHS BY LOCATION 2013 - 2019



Source: Admissions and Deaths by Location with Prior Year Comparison – NC 2013 - 2019

THE  
NORTH CAROLINA  
HOSPICE REPORT - FISCAL YEAR 2019

## CHAPTER 4

### DIAGNOSIS ANALYSIS

---

ADMISSIONS AND DISCHARGE TOTALS BY DIAGNOSIS CATEGORY (DEATHS AND LIVE DISCHARGES) .....	36
ADMISSIONS AND DISCHARGE PERCENTAGES BY DIAGNOSIS CATEGORY (DEATHS AND LIVE DISCHARGES) .....	37
LARGEST CONTRIBUTING DISEASE CATEGORIES (DEATHS AND LIVE DISCHARGES) .....	40
CANCER VS. NON-CANCER.....	41

## ADMISSIONS AND DISCHARGE TOTALS BY DIAGNOSIS CATEGORY

(DEATHS AND LIVE DISCHARGES)

THIS SECTION REFLECTS THE NUMBER OF UNDUPLICATED ADMISSIONS, DEATHS, AND LIVE DISCHARGES BY DISEASE GROUP IN 2019; INCLUDING THE NUMBER OF PATIENT DAYS FOR THOSE WHO DIED OR WERE DISCHARGED.

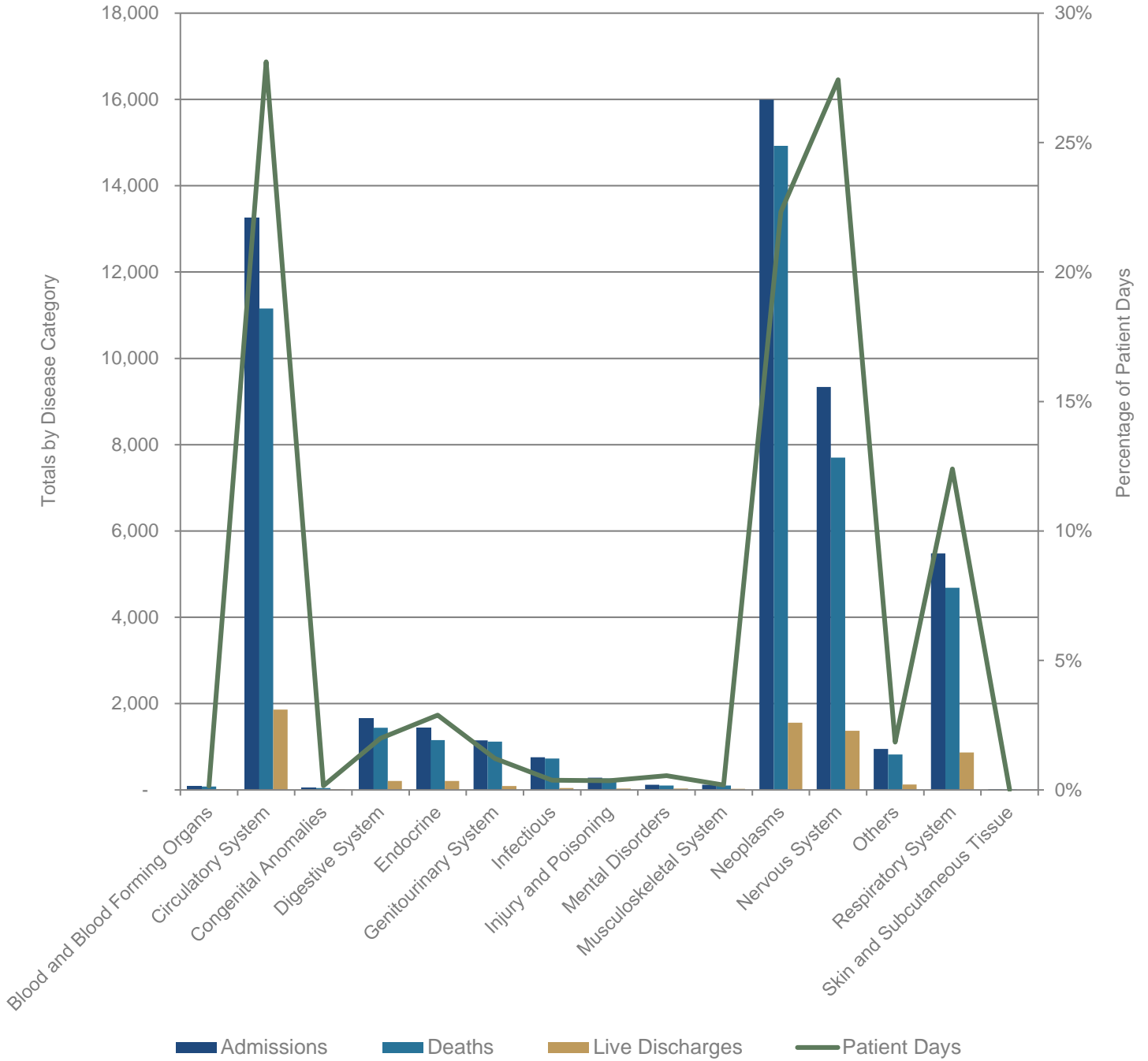
PRIMARY DIAGNOSIS	ADMISSIONS	DEATHS	LIVE DISCHARGES	PATIENT DAYS
Blood and Blood Forming Organs	94	79	19	4,396
Circulatory System	13,253	11,154	1,864	820,013
Congenital Anomalies	51	41	13	4,594
Digestive System	1,662	1,443	206	58,071
Endocrine	1,430	1,156	209	84,175
Genitourinary System	1,151	1,118	92	35,497
Infectious	759	725	43	10,997
Injury and Poisoning	284	265	31	10,359
Mental Disorders	117	102	33	16,013
Musculoskeletal System	119	104	24	5,659
Neoplasms	15,995	14,925	1,557	650,951
Nervous System	9,336	7,700	1,369	799,900
Others	952	819	127	53,909
Respiratory System	5,478	4,684	870	361,425
Skin and Subcutaneous Tissue	18	12	1	236
<b>TOTALS:</b>	<b>50,699</b>	<b>44,327</b>	<b>6,458</b>	<b>2,916,195</b>

## ADMISSIONS AND DISCHARGE PERCENTAGES BY DIAGNOSIS CATEGORY (DEATHS AND LIVE DISCHARGES)

THIS SECTION REFLECTS THE PERCENTAGE OF ADMISSIONS, DEATHS, LIVE DISCHARGES, AND PATIENT DAYS BY DISEASE GROUP IN 2019; INCLUDING THE PERCENTAGE OF PATIENT DAYS FOR THOSE WHO DIED OR WERE DISCHARGED.

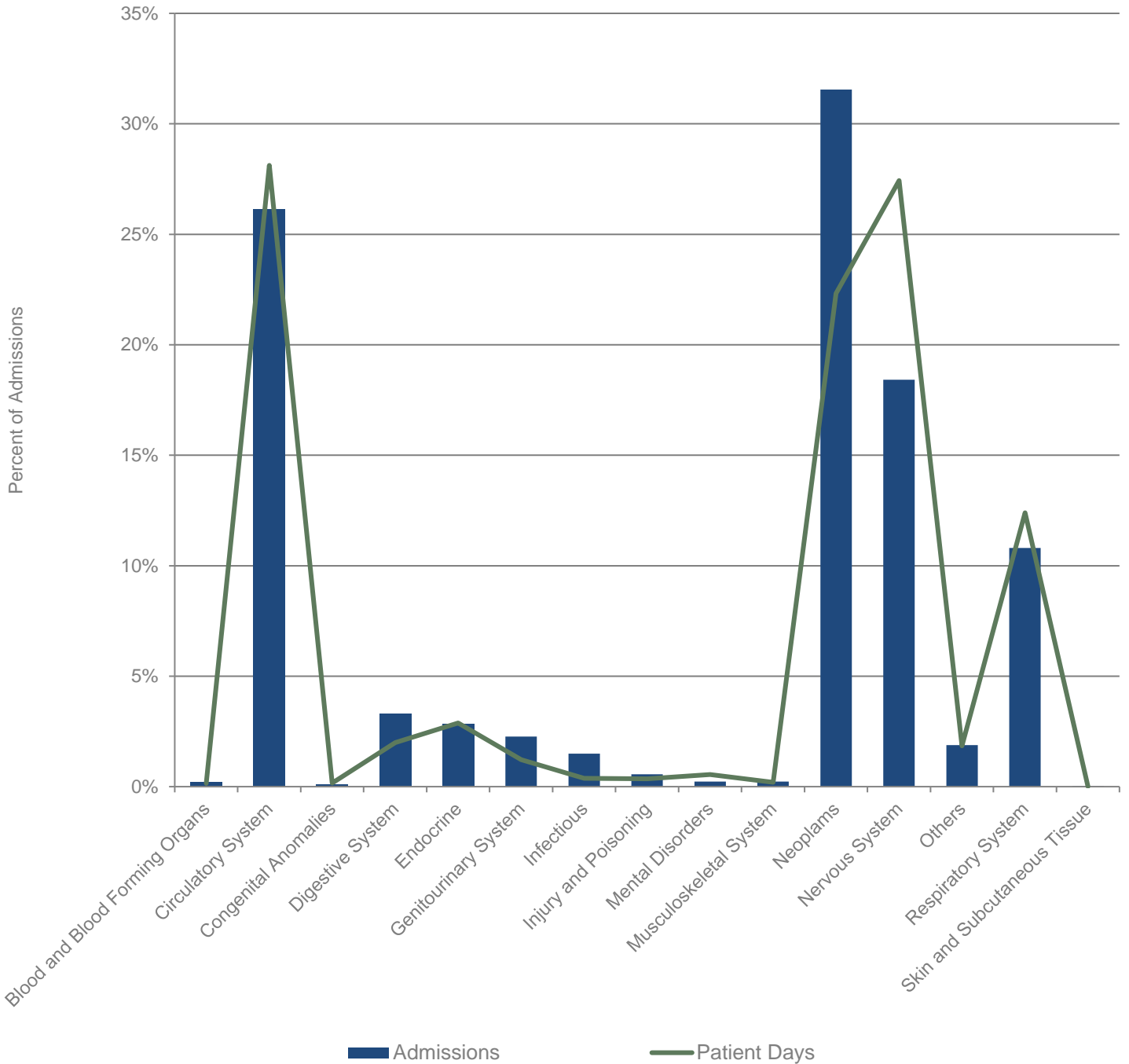
PRIMARY DIAGNOSIS	ADMISSIONS	DEATHS	LIVE DISCHARGES	PATIENT DAYS
Blood and Blood Forming Organs	0.2%	0.2%	0.29%	0.15%
Circulatory System	26.1%	25.2%	28.86%	28.12%
Congenital Anomalies	0.1%	0.1%	0.20%	0.16%
Digestive System	3.3%	3.3%	3.19%	1.99%
Endocrine	2.8%	2.6%	3.24%	2.89%
Genitourinary System	2.3%	2.5%	1.42%	1.22%
Infectious	1.5%	1.6%	0.67%	0.38%
Injury and Poisoning	0.6%	0.6%	0.48%	0.36%
Mental Disorders	0.2%	0.2%	0.51%	0.55%
Musculoskeletal System	0.2%	0.2%	0.37%	0.19%
Neoplasms	31.5%	33.7%	24.11%	22.32%
Nervous System	18.4%	17.4%	21.20%	27.43%
Others	1.9%	1.8%	1.97%	1.85%
Respiratory System	10.8%	10.6%	13.47%	12.39%
Skin and Subcutaneous Tissue	0.0%	0.0%	0.02%	0.01%

### ADMISSIONS, DEATHS, LIVE DISCHARGES, AND PATIENT DAYS BY DISEASE CATEGORY - 2019



Source: Admissions, Deaths, and Live Discharges, with Percentage of Patient Days – NC 2019

### ADMISSIONS AND PATIENT DAYS BY DISEASE CATEGORY 2019



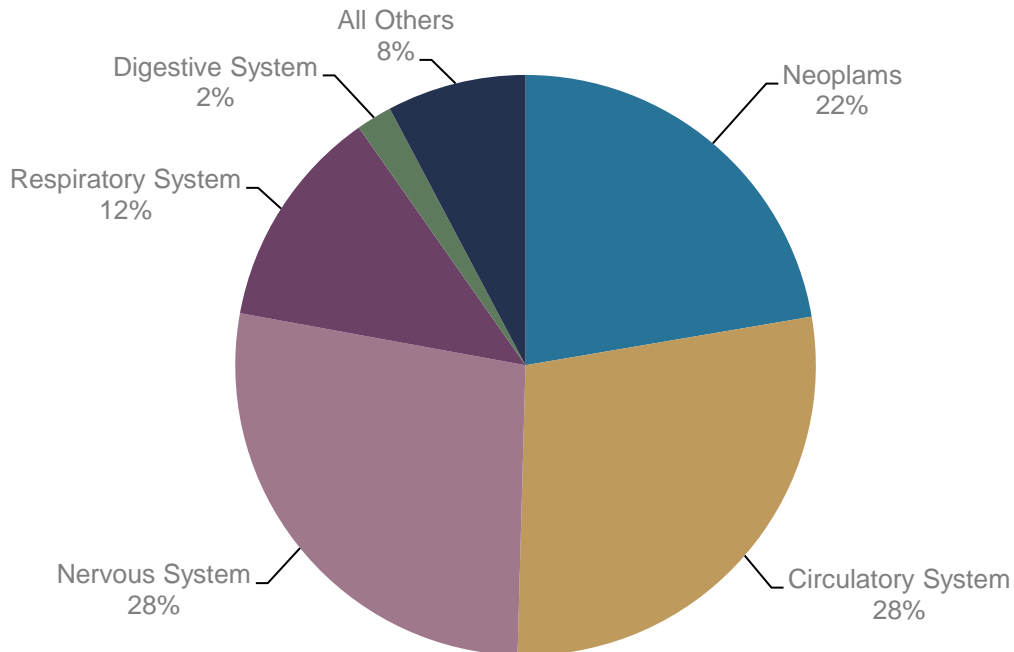
Source: Percentage Admissions by Disease Category Showing Patient Days - 2019

## LARGEST CONTRIBUTING DISEASE CATEGORIES (DEATHS AND LIVE DISCHARGES)

THIS SECTION REFLECTS THE NUMBER OF UNDUPLICATED ADMISSIONS, DEATHS, AND LIVE DISCHARGES BY DISEASE GROUP IN 2019; INCLUDING THE NUMBER OF PATIENT DAYS FOR THOSE WHO DIED OR WERE DISCHARGED.

DISEASE CATEGORY	ADMISSIONS		DEATHS		LIVE DISCHARGES		PATIENT DAYS	
Neoplasms	15,995	31.5%	14,925	33.7%	1,557	24.11%	650,951	22.32%
Circulatory System	13,253	26.1%	11,154	25.2%	1,864	28.86%	820,013	28.12%
Nervous System	9,336	18.4%	7,700	17.4%	1,369	21.20%	799,900	27.43%
Respiratory System	5,478	10.8%	4,684	10.6%	870	13.47%	361,425	12.39%
Digestive System	1,662	3.3%	1,443	3.3%	206	3.19%	58,071	1.99%
All Others	4,975	9.8%	4,421	10.0%	592	9.2%	225,835	7.7%
<b>TOTALS:</b>	<b>50,699</b>	<b>-</b>	<b>44,327</b>	<b>-</b>	<b>6,458</b>	<b>-</b>	<b>2,916,195</b>	<b>-</b>

PATIENT DAYS BY LARGEST CONTRIBUTING DISEASE CATEGORIES - 2019



Source: Percentage of Patient Days by Most Common Disease Categories – NC 2019

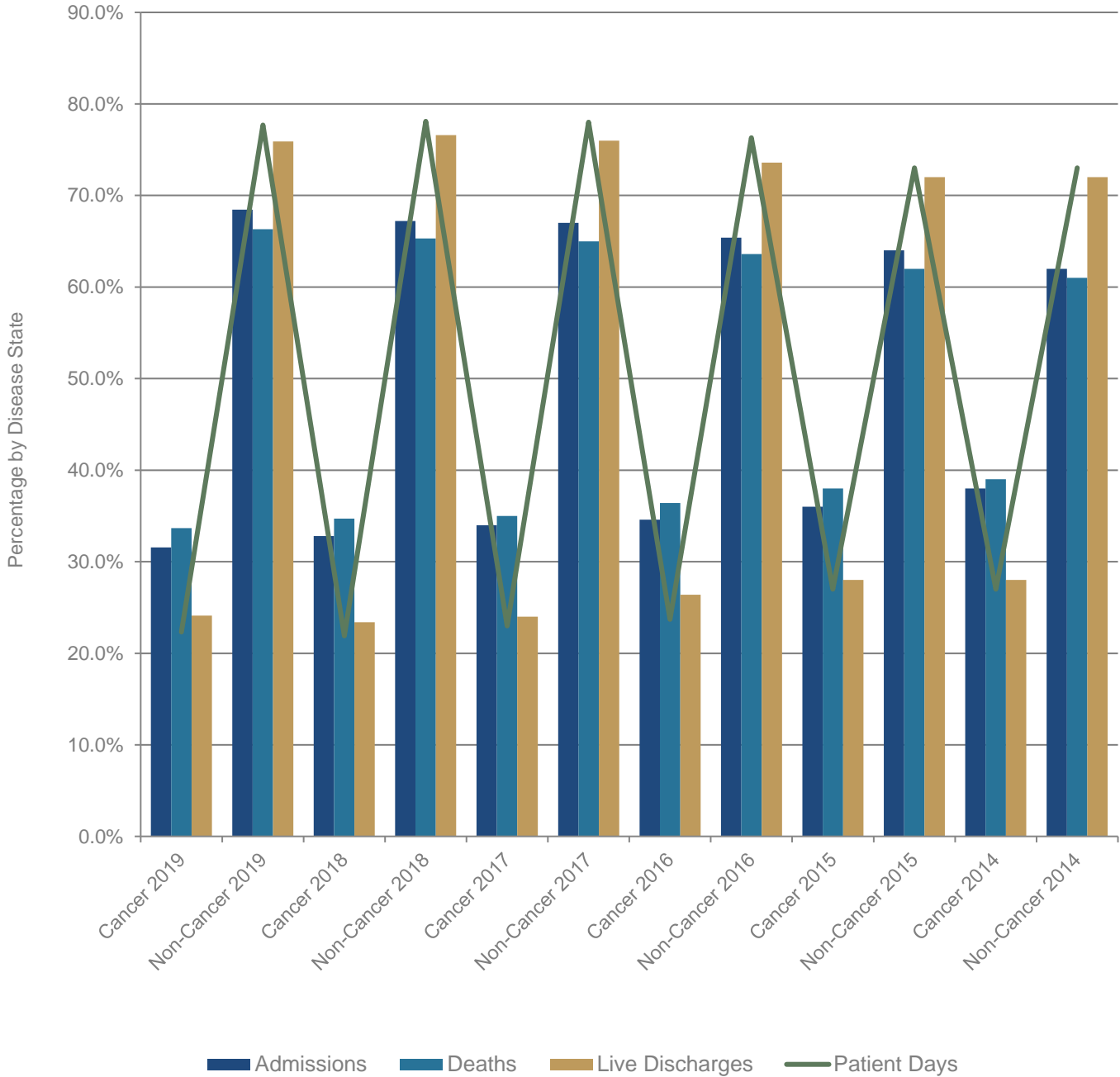


## CANCER VS. NON-CANCER

THIS SECTION REFLECTS A COMPARISON OF CANCER VS. NON-CANCER PATIENTS.

DIAGNOSIS	ADMISSIONS		DEATHS		LIVE DISCHARGES		PATIENT DAYS	
CANCER 2019	15,995↑	31.5%↓	14,925↑	33.7%↓	1,557↑	24.1%↑	650,951↑	22.3%↑
NON-CANCER 2019	34,704↑	68.5%↑	29,402↑	66.3%↑	4,901↑	75.9%↓	2,265,244↑	77.7%↓
2019 TOTALS	50,699↑	-	44,327↑	-	6,458↑	-	2,916,195↑	-
CANCER 2018	15,672↓	32.8%↓	14,784↑	34.7%↓	1,473↓	23.4%↑	616,668↓	21.9%↓
NON-CANCER 2018	32,177↑	67.2%↑	27,785↑	65.3%↑	4,834↓	76.6%↑	2,198,896↑	78.1%↑
2018 TOTALS	47,849↑	-	42,569↑	-	6,307↓	-	2,815,564↑	-
CANCER 2017	15,699↓	33.5%↓	14,642↓	35.0%↓	1,564↓	24.3%↓	634,155↓	22.6%↓
NON-CANCER 2017	31,158↑	66.5%↑	27,216↑	65.0%↑	4,870↓	75.7%↑	2,178,672↓	77.5%↑
2017 TOTALS	46,857↑	-	41,861↑	-	6,434↓	-	2,812,827↓	-
CANCER 2016	15,870↓	34.6%↓	14,805↑	36.4%↓	1,767↑	26.4%↓	686,683↓	23.7%↓
NON-CANCER 2016	29,993↑	65.4%↑	25,918↑	63.6%↑	4,922↑	73.6%↑	2,215,326↑	76.3%↑
2016 TOTALS	45,863↑	-	40,723↑	-	6,689↑	-	2,902,009↑	-
CANCER 2015	15,962↑	36%↓	14,785↑	38%↓	1,742↑	28%	723,392↓	27%
NON-CANCER 2015	28,555↑	64%↑	24,457↑	62%↑	4,500↑	72%	1,961,735↓	73%
2015 TOTALS	44,517↑	-	39,242↑	-	6,242↑	-	2,685,127↓	-
CANCER 2014	15,442	38%	14,250	39%	1,724	28%	786,049	27%
NON-CANCER 2014	25,425	62%	21,826	61%	4,327	72%	2,104,468	73%
2014 TOTALS	40,867	-	36,076	-	6,051	-	2,890,517	-

### CANCER VS. NON-CANCER DIAGNOSIS COMPARISON 2014 - 2019



Source: Admissions, Deaths, Live Discharges and Days of Care by Disease Category – NC 2014 - 2019

THE  
NORTH CAROLINA  
HOSPICE REPORT - FISCAL YEAR 2019

## CHAPTER 5

### HOSPICE STAFFING ANALYSIS

---

STAFFING BY DISCIPLINE (CLINICAL STAFFING BREAKDOWN).....	44
STAFFING BY DISCIPLINE (WITH NON-CLINICAL STAFFING BREAKDOWN).....	44

## STAFFING BY DISCIPLINE (CLINICAL STAFFING BREAKDOWN)

THIS SECTION REFLECTS STAFFING BY DISCIPLINE WITH VISITS, AVERAGE CASELOAD, AND PERCENTAGE MAKEUP OF TOTAL CLINICAL STAFF IN 2019.

DISCIPLINE	FTEs	VISITS	AVG. CASELOAD	% OF CLINICAL STAFF	% OF TOTAL STAFF
Nurse	1,889.11	1,055,596.35	12.20	45.87%	30.83%
Nurse Practitioner	92.45	28,179.00	-	2.24%	1.51%
Social Worker	474.17	260,319.00	27.59	11.51%	7.74%
Hospice Aid	1,121.25	1,075,091.03	12.58	27.22%	18.30%
Physician (Paid)	115.76	25,673.00	54.25	2.81%	1.89%
Physician (Vol)	0.00	168.00	-	0.00%	0.00%
Chaplain	275.73	153,171.00	37.23	6.69%	4.50%
Other Clinical	150.35	30,776.00	-	3.65%	2.45%
<b>TOTAL CLINICAL:</b>	<b>4,118.82</b>	<b>2,628,973.38</b>	<b>-</b>	<b>100%</b>	<b>67.22%</b>

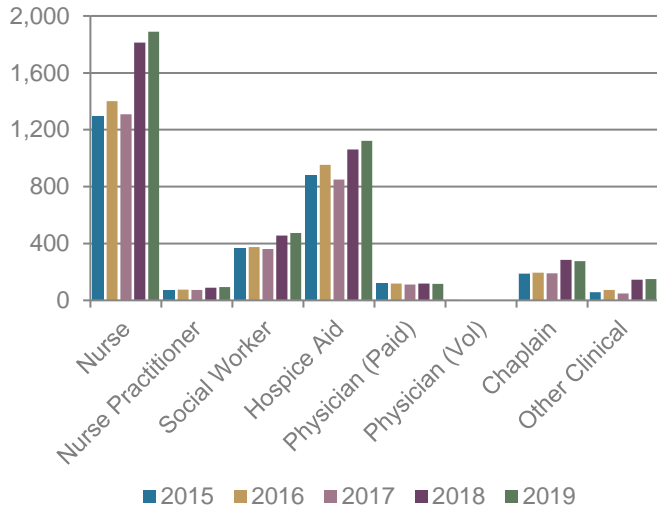
## STAFFING BY DISCIPLINE (WITH NON-CLINICAL STAFFING BREAKDOWN)

THIS SECTION REFLECTS STAFFING BY DISCIPLINE WITH VISITS, AVERAGE CASELOAD, AND PERCENTAGE MAKEUP OF TOTAL NON-CLINICAL STAFF IN 2019.

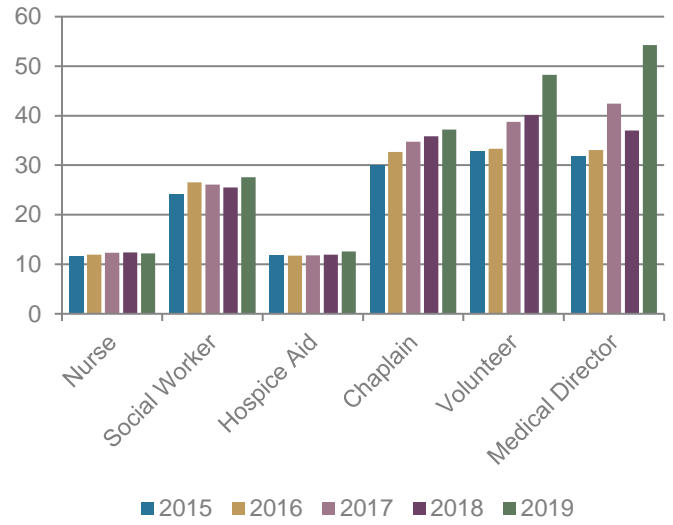
DISCIPLINE	FTEs	% OF TOTAL STAFF
Nurse Indirect	446.25	7.28%
Bereavement	221.02	3.61%
Non-Clinical	1,341.08	21.89%
<b>TOTAL NON-CLINICAL:</b>	<b>2,008.35</b>	<b>32.78%</b>
<b>TOTAL FTEs:</b>	<b>6,127.16</b>	<b>-</b>

ON AVERAGE, OVER 67% OF TOTAL HOSPICE STAFF IN 2019 IS MADE UP OF CLINICAL STAFF WHILE ALMOST 33% ARE NON-CLINICAL.

FTE'S PER DISCIPLINE  
2015 - 2019

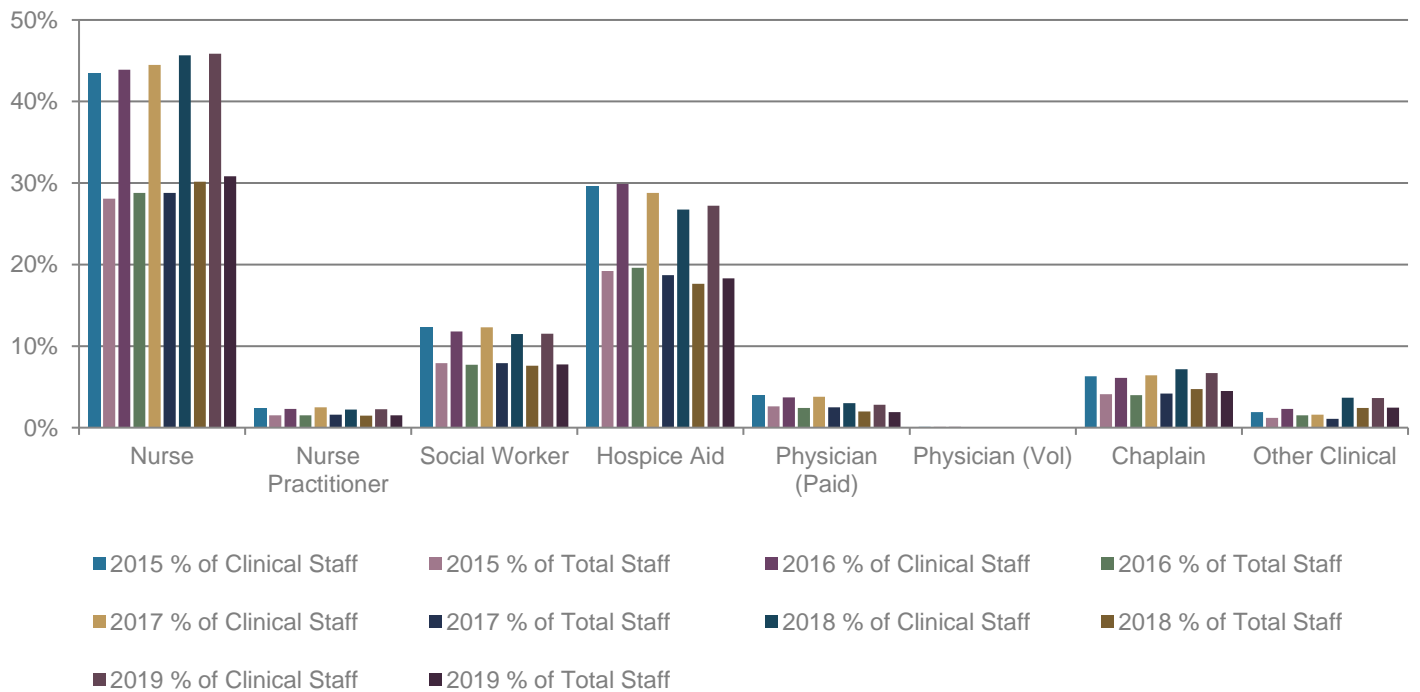


AVERAGE CASELOAD  
2015 - 2019



Source: Employee (FTEs) Per Discipline and Their Average Patient Caseload – NC 2015 – 2019

DISCIPLINE AS A PERCENTAGE OF FTE'S  
2015 - 2019



Source: Disciplines as a Percentage of FTEs, Both Clinical and Total FTEs – NC 2015 - 2019

THE  
NORTH CAROLINA  
HOSPICE REPORT - FISCAL YEAR 2019

## CHAPTER 6

### PATIENT DEMOGRAPHICS

---

GENDER.....	47
AGE AT ADMISSION .....	48
ETHNICITY AND RACE (ADMISSIONS BY RACE) .....	50
ETHNICITY AND RACE (HISPANIC VS. NON-HISPANIC).....	51

## GENDER

THIS SECTION REFLECTS NEW ADMISSIONS IN 2019 BY GENDER WITH YEAR OVER YEAR COMPARISON.

GENDER	MALES	FEMALES	TOTAL
<b>Patient Count 2019</b>	<b>22,382↑</b>	<b>28,383↑</b>	<b>50,765↑</b>
<b>Patient % 2019</b>	<b>44.1%↓</b>	<b>55.9%↑</b>	-
Patient Count 2018	21,251↑	26,601↑	47,852↑
Patient % 2018	44.4%↑	55.6%↓	-
†*NHPCO % 2018	46.1%↑	55.1%↓	
Patient Count 2017	20,720↑	26,300↑	47,020↑
Patient % 2017	44.0%↓	56.0%↑	-
Patient Count 2016	20,367↑	25,553↑	45,920↑
Patient % 2016	44.4%↑	55.6%↓	-
†*NHPCO % 2016	41.4%↑	58.6%↓	
Patient Count 2015	19,926↑	24,919↑	44,845↑
Patient % 2015	44%	56%	-
†*NHPCO % 2015	41.30%	58.70%	
Patient Count 2014	18,076	22,775	40,851
Patient % 2014	44%	56%	-
*NHPCO % 2014	46.30%	53.70%	-

\*Source: National Data from NHPCO Facts & Figures Published in 2015, 2016, 2018 & 2020.

† NHPCO Facts & Figures Report considers **Medicare** data only.

## AGE AT ADMISSION

THIS SECTION REFLECTS NEW ADMISSIONS IN 2019 BY AGE GROUP AT ADMISSION WITH YEAR OVER YEAR COMPARISON.

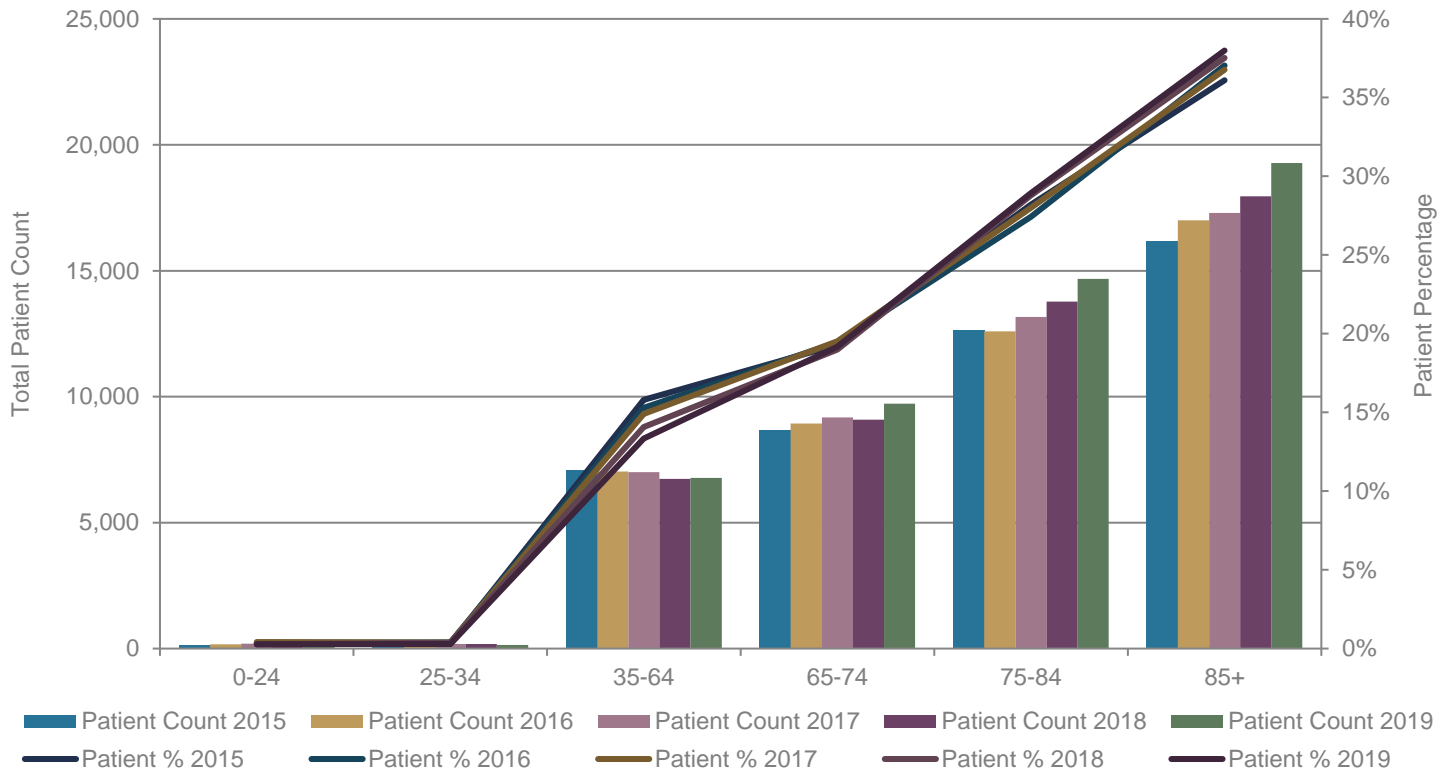
AGE GROUP	0 – 24†	25 - 34	35 - 64	65 - 74	75 - 84	85+	TOTAL
Patient Count NC 2019	140↑	150↓	6,773↑	9,729↑	14,681↑	19,282↑	50,755↑
Patient % NC 2019	0.28%↑	0.30%↓	13.34%↓	19.17%↑	28.93%↑	37.99%↑	-
Patient Count NC 2018	124↓	181↑	6,734↓	9,089↓	13,770↑	17,954↑	47,852↑
Patient % NC 2018	0.26%↓	0.38%	14.07%↓	18.99%↓	28.78%↑	37.52%↑	-
*NHPCO Patient % 2018				22.3%↑	28%↓	33.4%↓	
Patient Count NC 2017	198↑	180↓	7,006↓	9,182↑	13,164↑	17,290↑	47,020↑
Patient % NC 2017	0.42%↑	0.38%↓	14.90%↓	19.53%↑	28.00%↑	36.77%↓	-
Patient Count NC 2016	171↑	184↑	7,028↓	8,931↑	12,597↓	17,009↑	45,920↑
Patient % NC 2016	0.38%↑	0.40%↑	15.30%↓	19.45%↑	27.43%↓	37.04%↑	-
Patient Count NC 2015	146↑	147↑	7,068↑	8,673↑	12,634↑	16,171↑	44,839↑
Patient % NC 2015	0.3%	0.3%↓	15.8%↓	19.3%	28.2%↓	36.1%↑	-
*NHPCO Patient % 2015	5.4%↓			17.5%↑	29.7%↑	47.5%↑	
Patient Count NC 2014	121	145↑	6,748↓	7,898↓	11,352↓	14,592↓	40,856↓
Patient % NC 2014	0.3%	0.4%↑	16.5%↑	19.3%↑	27.8%↓	35.7%↓	-
*NHPCO Patient % 2014	0.5%	0.3%	15.3%	16.8%	26.0%	41.1%	-
Patient Count NC 2013	121	141	7,028	8,132	12,035	15,310	42,767
Patient % NC 2013	0.3%	0.3%	16.4%	19.0%	28.1%	35.8%	-

\*Source: National Data from NHPCO Facts & Figures Published in 2015,2016, 2018 & 2020 Medicare data only. 0-64 age range was also grouped together in 2016 & 2018.

†Data for 0 – 24 age range combined for 2016-2019. For 2019 breakdown, see 'Breakdown of Patients from 0 – 24 2019' chart on following page.

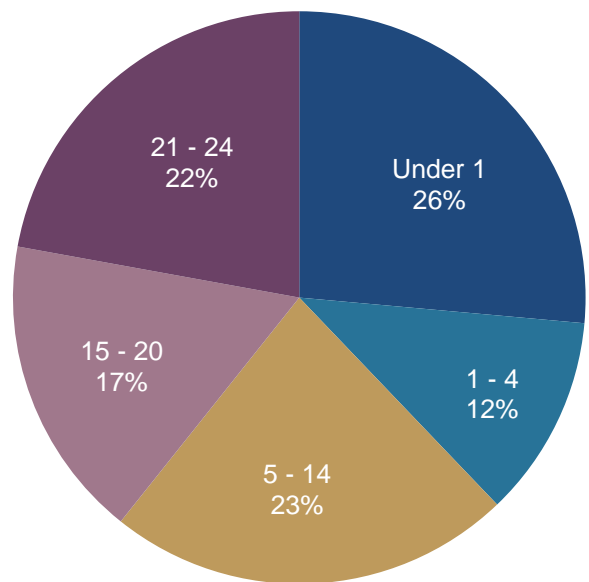


### HOSPICE PATIENTS BY AGE AT ADMISSION 2015 - 2019



Source: Hospice Patients by Age at Admission – NC 2015 - 2019

### BREAKDOWN OF PATIENTS FROM 0 - 24 2019

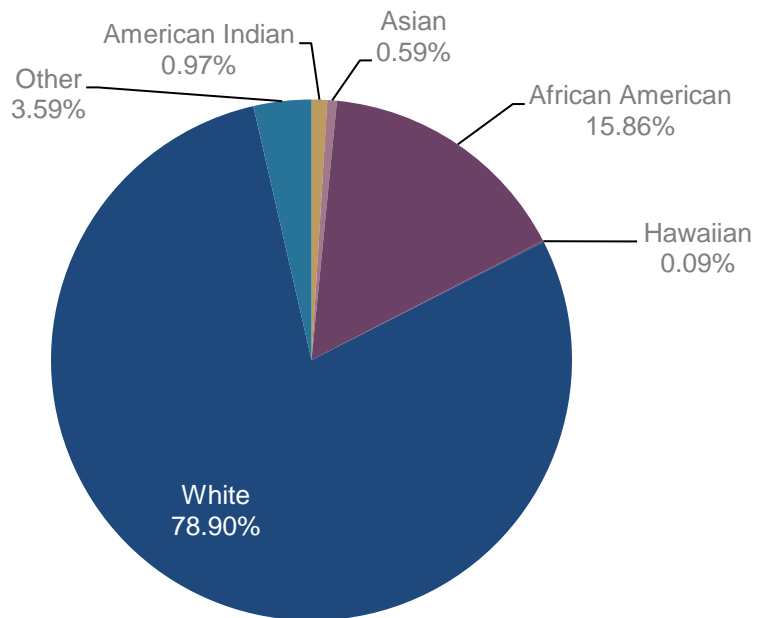


## ETHNICITY AND RACE (ADMISSIONS BY RACE)

THIS SECTION REFLECTS ADMISSIONS BY RACE IN 2019 WITH YEAR OVER YEAR COMPARISON.

ADMISSIONS BY RACE	American Indian	Asian	African American	Hawaiian	White	Other	TOTAL
Patient Count 2019	494↑	301↑	8,050↑	46↑	40,052↑	1,822↑	50,765↑
Patient % 2019	0.97%↑	0.59%↑	15.86%↑	0.09%↑	78.90%↑	3.59%↓	-
Patient Count 2018	421↑	246↓	7,246↑	31↓	38,182↑	1,726↓	47,852↑
Patient % 2018	0.88%↓	0.51%↓	15.14%↓	0.06%↓	79.79%↑	3.61%↓	-
Patient Count 2017	408↓	262↑	7,287↑	33↑	37,172↑	1,846↑	47,008↑
Patient % 2017	0.9%↓	0.6%↑	15.5%↑	0.10%	79.1%↓	3.9%↑	-
Patient Count 2016	450↑	244↑	7,007↑	23↑	36,668↑	1,528↓	45,920↑
Patient % 2016	1.0%↑	0.5%↑	15.3%↑	0.1%↑	79.9%↑	3.3%↓	-
Patient Count 2015	339↑	195↑	6,078↑	7↓	33,947↑	4,279↑	44,845↑
Patient % 2015	0.76%↑	0.43%↑	13.55%↑	0.02%	75.70%↑	9.54%↓	-
Patient Count 2014	232	171	5,468	8	30,742	4,190	40,811
Patient % 2014	0.57%	0.42%	13.40%	0.02%	75.33%	10.27%	-

PERCENTAGE OF PATIENTS BY RACE 2019



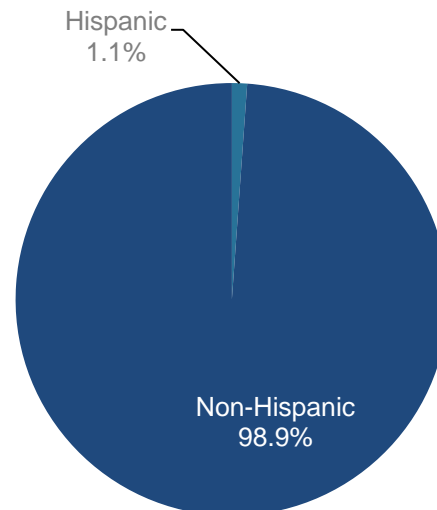
Source: Hospice Patients by Race and Ethnicity – NC 2019

## ETHNICITY AND RACE (HISPANIC VS. NON-HISPANIC)

THIS SECTION REFLECTS HISPANIC VS. NON-HISPANIC ADMISSIONS IN 2019 WITH YEAR OVER YEAR COMPARISON.

ETHNICITY	HISPANIC	NON-HISPANIC	TOTALS:
<b>Patient Count 2019</b>	<b>563↓</b>	<b>49,128↑</b>	<b>49,691↑</b>
<b>Patient % 2019</b>	<b>1.13%↓</b>	<b>98.87%↑</b>	-
Patient Count 2018	613↑	47,239↑	<b>47,852↑</b>
Patient % 2018	1.28%↑	98.72%↓	-
Patient Count 2017	494↑	46,526↑	<b>47,020↑</b>
Patient % 2017	1.1%↑	98.9%↓	-
Patient Count 2016	398↓	45,522↑	<b>45,920↑</b>
Patient % 2016	0.9%↓	99.10%	-
Patient Count 2015	1,396↑	43,214↑	<b>44,610↑</b>
Patient % 2015	3.13%↑	96.87%↓	-
Patient Count 2014	590↑	37,996↓	<b>38,586↓</b>
Patient % 2014	2%↑	98%↓	-
Patient Count 2013	376	42,391	<b>42,767</b>
Patient % 2013	0.90%	99.10%	-

HISPANIC VS. NON-HISPANIC  
PERCENTAGE OF PATIENTS  
2019



Source: Hospice Patients by Race and Ethnicity – NC 2019

THE  
NORTH CAROLINA  
HOSPICE REPORT - FISCAL YEAR 2019

## CHAPTER 7

### VOLUNTEER PROGRAM

---

VOLUNTEER PROGRAM ..... 53

## VOLUNTEER PROGRAM

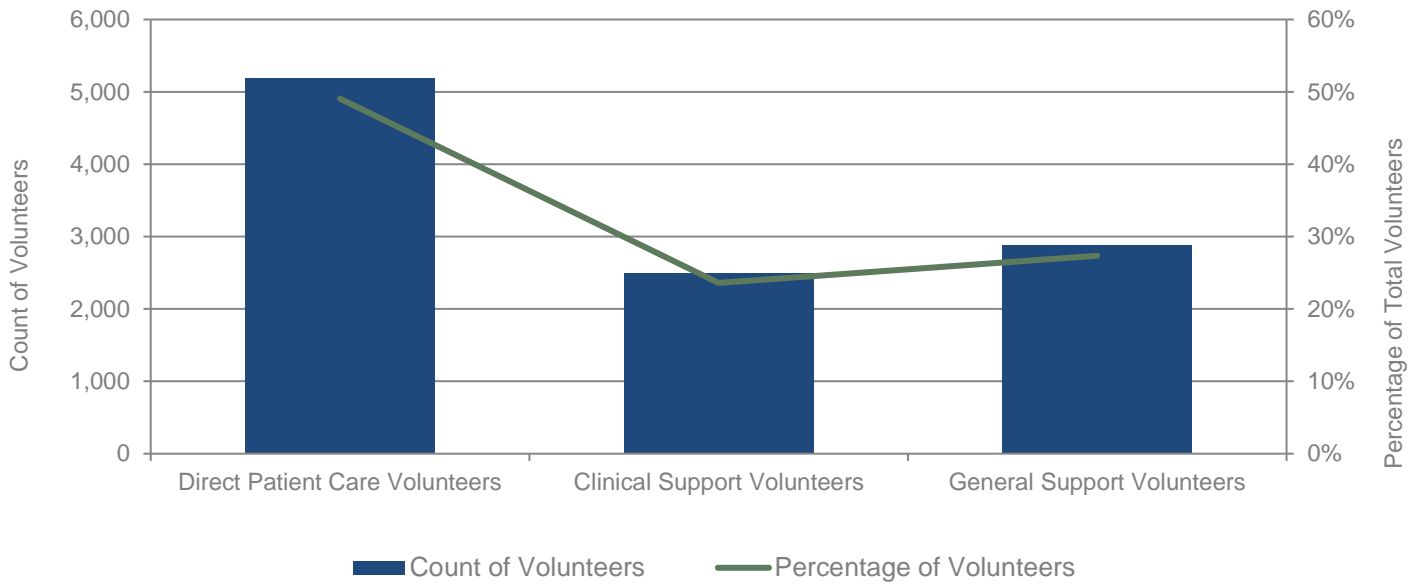
THIS SECTION REFLECTS VOLUNTEER PROGRAM TOTALS IN 2019 WITH YEAR OVER YEAR COMPARISON.

YEAR	VOLUNTEER TYPE	DIRECT PATIENT CARE	CLINICAL SUPPORT	GENERAL	TOTAL
2019	Volunteer Count NC	5,184↑	2,494↓	2,888↓	10,566↓
	% of Volunteers NC	49.1%↑	23.6%↓	27.3%↓	-
	Number of Hours NC	186,438.20↑	171,684.22↓	146,189.04↑	504,311.46↑
	Percentage of Hours NC	36.97%↑	34.04%↓	28.99%↑	-
2018	Volunteer Count NC	4,885↓	2,676↓	3,018↓	10,579↓
	% of Volunteers NC	46.2%↑	25.3%	28.5%↓	-
	Number of Hours NC	154,336.82↓	177,853.91↓	130,331.00↑	462,521.73↓
	Percentage of Hours NC	33.4%↓	38.5%↑	28.2%↑	-
2017	Volunteer Count NC	5,041↓	2,888↓	3,498↓	11,427↑
	% of Volunteers NC	44.1%↓	25.3%↓	30.6%↑	-
	Number of Hours NC	199,986.45↑	192,005.90↓	120,899.26↓	512,891.61↑
	Percentage of Hours NC	39.0%↑	37.4%↓	23.6%↓	-
2016	Volunteer Count NC	5,149↓	2,959↑	3,503↓	11,611↓
	% of Volunteers NC	44.3%↓	25.5%↑	30.2%↓	-
	Number of Hours NC	177,779.64↓	203,936.94↑	121,367.04↓	503,083.62↓
	Percentage of Hours NC	35.3%↑	40.5%↑	24.1%↓	-
2015	Volunteer Count NC	5,446.09↑	2,864.57↑	3,849.24↑	12,159.90↑
	% of Volunteers NC	44.8%↓	23.6%↓	31.7%↑	-
	†*NHPCO % Volunteers	44.5%↓	28.6%↑	26.7%↑	-
	Number of Hours NC	190,083.74↓	188,275.55↑	184,738.42↑	563,097.71↑
	Percentage of Hours NC	33.8%↓	33.4%↑	32.8%↑	-
2014	Volunteer Count NC	5,358	2,806	3,753	11,917
	% of Volunteers NC	45%	24%	31%	-
	*NHPCO % Volunteers	60.8%	20.2%	19.1%	-
	Number of Hours NC	191,731	186,900	179,511	558,142
	Percentage of Hours NC	34%	33%	32%	-

\*Source: National Data from NHPCO Facts & Figures Published in 2015 - 2016

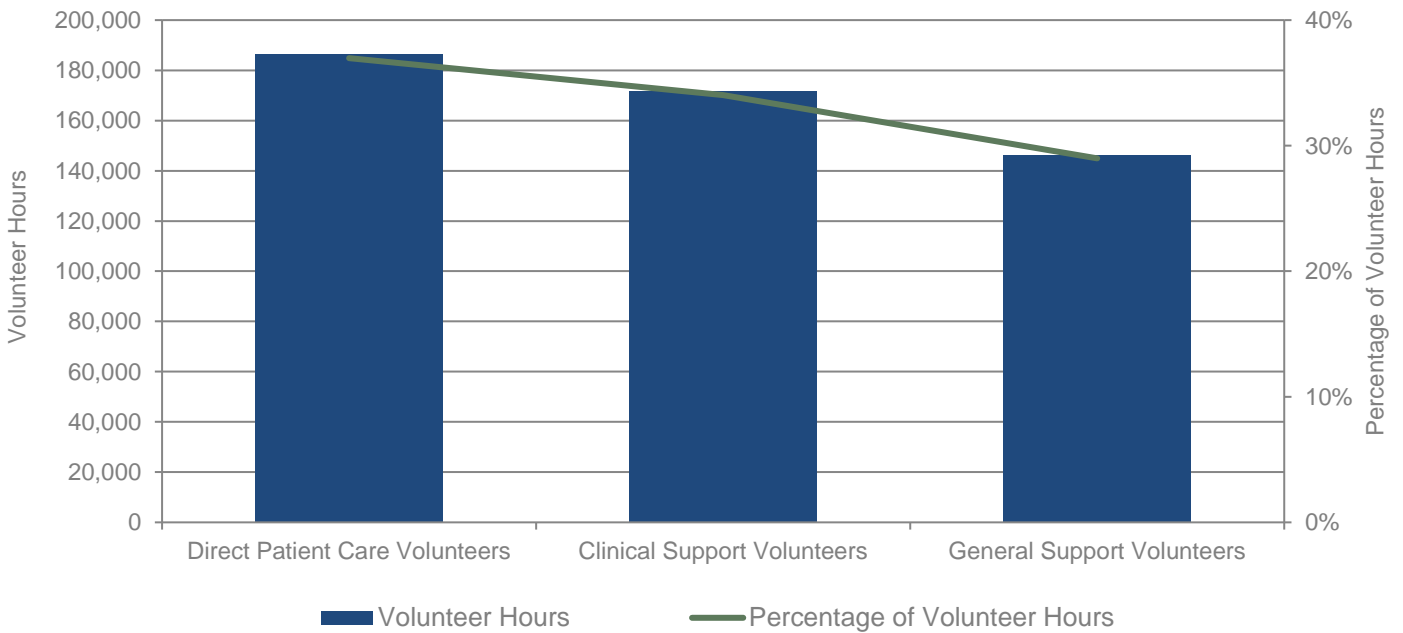
† NHPCO Facts & Figures Report data considers **Medicare** data only

### VOLUNTEER COUNT BY TYPE 2019



Source: Count and Percentage of Volunteers by Type – NC 2019

### VOLUNTEER HOURS BY TYPE 2019



Source: Volunteer Hours by Type with Percentage of Total Hours - 2019

THE  
NORTH CAROLINA  
HOSPICE REPORT - FISCAL YEAR 2019

## CHAPTER 8

### BEREAVEMENT PROGRAM

---

CONTACT ANALYSIS (BY BEREAVEMENT SERVICE).....	56
CONTACT ANALYSIS (PERCENTAGE BY BEREAVEMENT SERVICE) .....	57

## CONTACT ANALYSIS (BY BEREAVEMENT SERVICE)

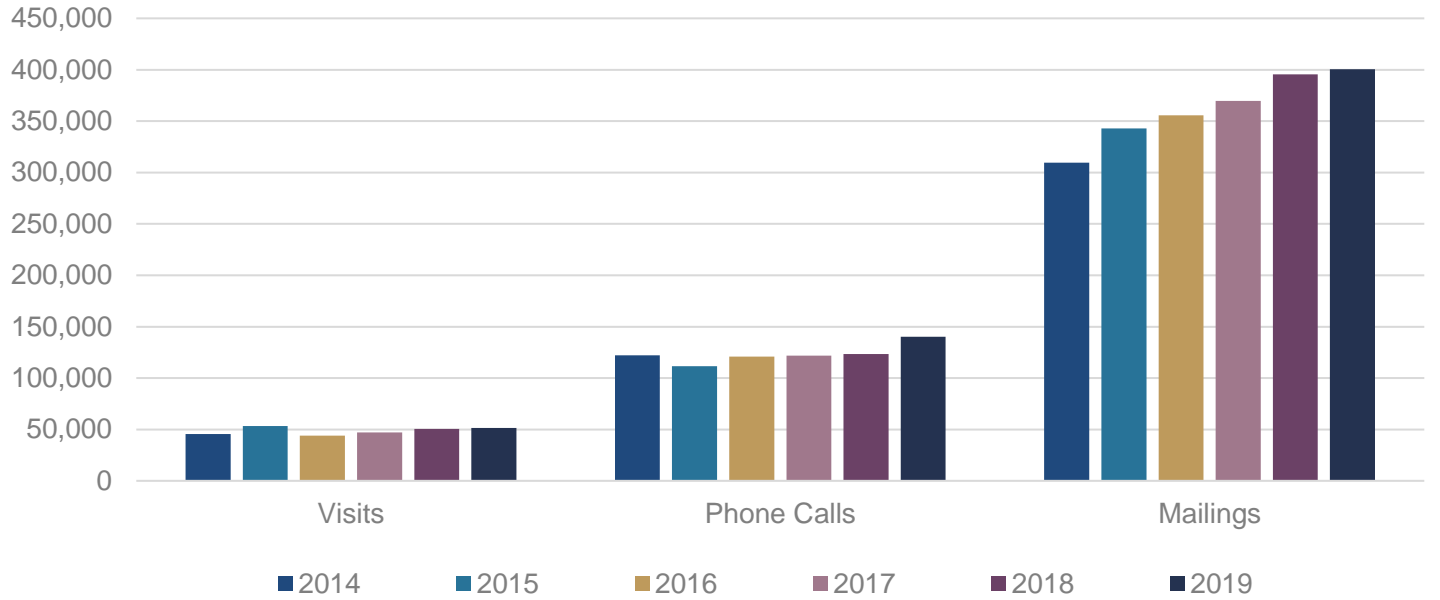
THIS SECTION REFLECTS CONTACT ANALYSIS TOTALS BY BEREAVEMENT SERVICE WITH YEAR OVER YEAR COMPARISON.

YEAR	BEREAVEMENT SERVICE	PATIENT FAMILY	COMMUNITY	*TOTALS
2019	Visits	38,254↑	10,495↓	51,587↑
	Phone Calls	128,274↑	11,897↑	140,171↑
	Mailings	375,632↑	9,382↑	400,451↑
	People Utilizing Bereavement Services	84,712↑	12,027↓	98,198↑
2018	Visits	36,226↓	11,417↑	50,618↑
	Phone Calls	114,373↑	9,121↓	123,494↑
	Mailings	373,581↑	7,823↓	395,421↑
	People Utilizing Bereavement Services	74,241↓	12,848↑	88,247↓
2017	Visits	36,340↑	10,842↑	47,182↑
	Phone Calls	112,519↓	9,444↑	121,963↑
	Mailings	340,819↓	14,816↑	369,680*↑
	People Utilizing Bereavement Services	85,014↑	11,258↓	97,928*↑
2016	Visits	33,533↓	10,578↓	44,111↓
	Phone Calls	112,782.60↑	8,030↓	120,812.60↑
	Mailings	341,202.60↑	8,266↓	355,726.60↑
	People Utilizing Bereavement Services	81,915↑	14,070↓	97,090↑
2015	Visits	42,149↑	11,301↑	53,450↑
	Phone Calls	97,319↓	9,048↓	111,637↓
	Mailings	298,959↑	8,393↓	342,998↑
	People Utilizing Bereavement Services	75,903↑	16,967↑	96,285↑
2014	Visits	33,744	11,239	45,498
	Phone Calls	105,355	11,708	122,172
	Mailings	279,016	10,973	309,544
	People Utilizing Bereavement Services	67,438	12,884	82,173

Note: Several submitters did not disclose the breakdown of their 2015, 2016, 2017, 2018 and/or 2019 bereavement numbers between patient family and community. These numbers are included in the total fields but not in the percentage analysis.

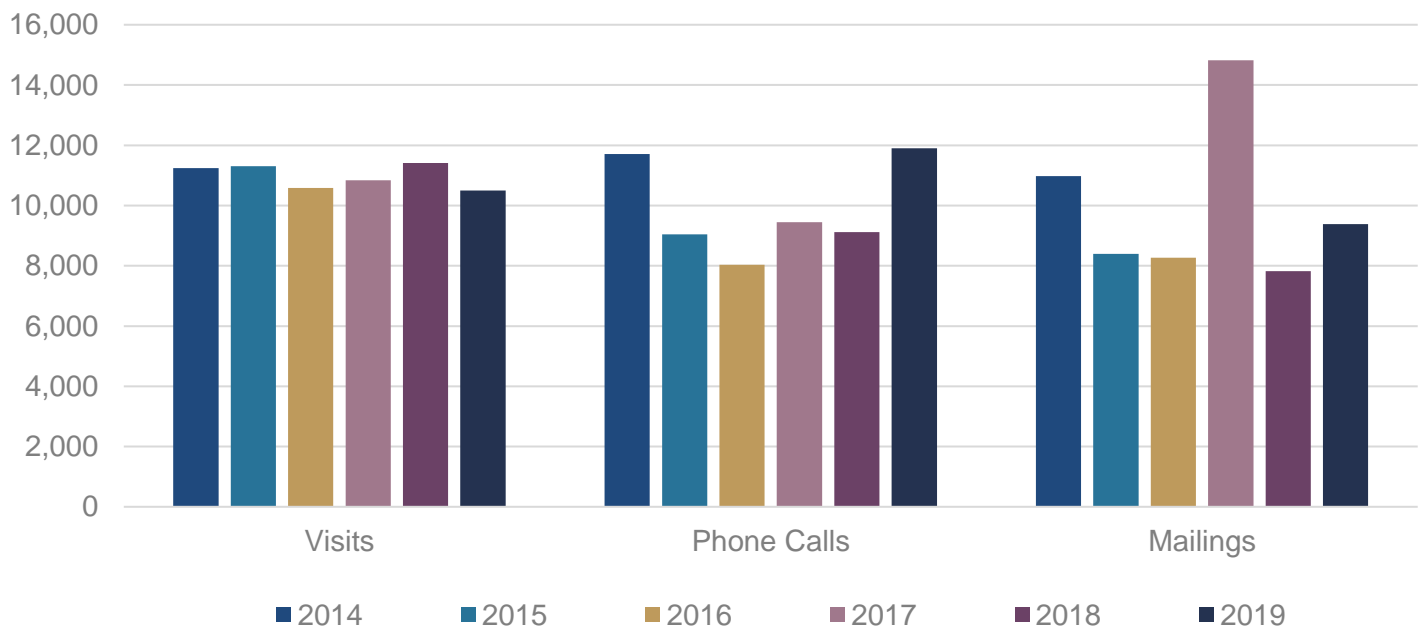


### TOTAL BEREAVEMENT SERVICES UTILIZED 2014 - 2019



Source: Total Bereavement Services Utilized (Patient Family, Community, and Undisclosed) – NC 2014 - 2019

### TOTAL BEREAVEMENT SERVICES UTILIZED BY COMMUNITY 2014 - 2019



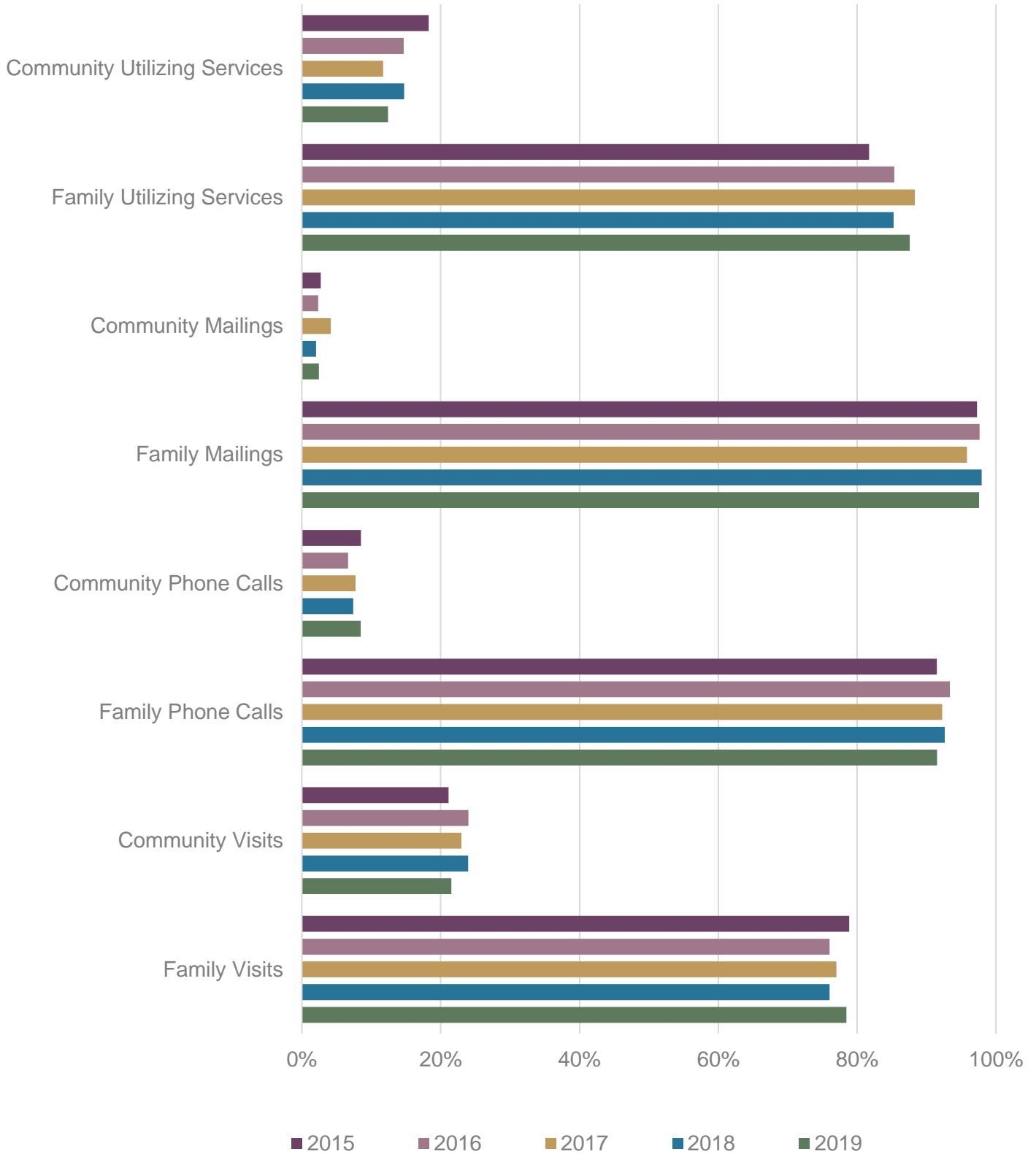
Source: Bereavement Services Utilized by the Community – NC 2014 - 2019

## CONTACT ANALYSIS (PERCENTAGE BY BEREAVEMENT SERVICE)

OF ALL BEREAVEMENT SERVICES PROVIDED, THE FOLLOWING TABLE AND CHART BREAK DOWN THE VOLUME BETWEEN PATIENT FAMILY MEMBER AND COMMUNITY BASED CLIENTS WITH YEAR OVER YEAR COMPARISON.

YEAR	BEREAVEMENT SERVICE	PATIENT FAMILY	COMMUNITY
2019	Visits	78.47%↑	21.53%↓
	Phone Calls	91.51%↓	8.49%↑
	Mailings	97.56%↓	2.44%↑
	People Utilizing Bereavement Services	87.57%↑	12.43%↓
2018	Visits	76.04%↓	23.96%↑
	Phone Calls	92.61%↑	7.39%↓
	Mailings	97.95%↑	2.05%↓
	People Utilizing Bereavement Services	85.25%↓	14.75%↑
2017	Visits	77.0%↑	23.0%↓
	Phone Calls	92.3%↓	7.7%↑
	Mailings	92.2%↓	4.0%↑
	People Utilizing Bereavement Services	86.8%↑	11.5%↓
2016	Visits	76%↓	24%↑
	Phone Calls	93%↑	7%↓
	Mailings	98%↑	2%↓
	People Utilizing Bereavement Services	85%↑	15%↓
2015	Visits	79%↑	21%↓
	Phone Calls	91%↑	9%↓
	Mailings	97%↑	3%↓
	People Utilizing Bereavement Services	82%↓	18%↑
2014	Visits	75.02%	24.98%
	Phone Calls	90.00%	10.00%
	Mailings	96.22%	3.78%
	People Utilizing Bereavement Services	83.96%	16.04%

### PERCENTAGE OF BEREAVEMENT SERVICES UTILIZED PATIENT VS. COMMUNITY PATIENTS 2015 - 2019



THE  
NORTH CAROLINA  
HOSPICE REPORT - FISCAL YEAR 2019

## CHAPTER 9

### ADMISSIONS, DISCHARGES, AND DAYS OF CARE BY COUNTY

---

ADMISSIONS, DEATHS, DISCHARGES, AND DAYS OF CARE (BY PROVIDER AND COUNTY) ..... 61

## ADMISSIONS, DEATHS, DISCHARGES, AND DAYS OF CARE (BY PROVIDER AND COUNTY)

THE FOLLOWING TABLE BREAKS DOWN THE ADMISSIONS, DEATHS, DISCHARGES, AND DAYS OF CARE BY HOSPICE PROVIDER AND COUNTY.

LICENSE NUMBER	FACILITY COUNTY	FACILITY	ADMITS	DEATHS	DC ALIVE	DAYS OF CARE
<b>PROVIDERS SERVING RESIDENTS OF ALAMANCE COUNTY</b>						
HC0361	Alamance	Hospice and Palliative Care Center of Alamance Caswell	856	773	137	69,337
HOS3823	Alamance	Amedisys Hospice	70	39	20	14,297
HOS3063	Alamance	Community Home Care and Hospice	18	8	19	3,989
HOS3049	Alamance	Liberty Home Care and Hospice	30	20	9	2,953
HOS0370	Chatham	UNC Hospice	31	30	5	2,372
HOS0021	Durham	Duke Hospice	15	14	3	1,029
HOS3148	Guilford	Hospice & Palliative Care of Greensboro	2	0	1	345
HC0374	Guilford	Hospice and Palliative Care of Greensboro	4	2	1	279
HOS4907	Chatham	SECU Jim & Betsy Bryan Hospice Home of UNC Health Care	16	10	6	83
HOS3793	Durham	Duke Hospice, Hock Family Pavilion	4	4	0	39
HOS4736	Randolph	Hospice of Randolph County	2	1	1	38
HOS3269	Nash	PruittHealth Hospice - Rocky Mount*	1	1	0	18
HOS3149	Chatham	Liberty Home Care and Hospice	2	2	0	4
HOS2034	Lee	Community Home Care and Hospice	1	0	1	2
HOS3086	Lee	Liberty Home Care and Hospice	0	0	0	1
HOS1581	Guilford	Hospice of the Piedmont, INC.	1	1	0	1
<b>TOTALS:</b>			<b>1,053</b>	<b>905</b>	<b>203</b>	<b>94,787</b>

<b>PROVIDERS SERVING RESIDENTS OF ALEXANDER COUNTY</b>						
HOS0367	Catawba	Carolina Caring, INC.	38	37	1	5,859
HOS5039	Alexander	Hospice and Home Care of Alexander County	46	34	7	3,193
HOS0387	Iredell	Hospice of Iredell County, INC.	32	21	4	2,485
HOS0363	Avery	Medi Home Hospice	6	4	6	954
HOS0185	Caldwell	Caldwell Hospice and Palliative Care, INC.	8	5	0	760
HOS1122	Watauga	Medi Home Health and Hospice	9	0	1	584
HOS3273	Iredell	Community Home Care and Hospice	3	1	0	507
HOS3181	Iredell	Gordon Hospice House	23	35	0	386
<b>TOTALS:</b>			<b>165</b>	<b>137</b>	<b>19</b>	<b>14,728</b>

<b>PROVIDERS SERVING RESIDENTS OF ALLEGHANY COUNTY</b>						
HOS1123	Alleghany	Medi Home Health and Hospice	49	55	10	11,438
HOS1001	Surry	Mountain Valley Hospice and Palliative Care	17	11	1	461
HOS1124	Ashe	Medi Home Health and Hospice	1	0	1	81

LICENSE NUMBER	FACILITY COUNTY	FACILITY	ADMITS	DEATHS	DC ALIVE	DAYS OF CARE
HOS3796	Surry	Mountain Valley Hospice and Palliative Care	5	10	0	80
HOS4413	Wilkes	PruittHealth Hospice - Wilkes*	0	1	0	32
HOS0407	Wilkes	Wake Forest Baptist Health Care at Home, Hospice-Wilkes	1	1	0	31
HOS3181	Iredell	Gordon Hospice House	1	0	1	19
HOS1603	Forsyth	Kate B. Reynolds Hospice Home	2	2	0	8
HOS3295	Stokes	Trellis Supportive Care	1	1	0	6
<b>TOTALS:</b>			<b>77</b>	<b>81</b>	<b>13</b>	<b>12,156</b>

## PROVIDERS SERVING RESIDENTS OF ANSON COUNTY

HOS1898	Anson	Hospice of Anson County	40	49	6	3,356
HC1869	Anson	Anson Community Hospice, INC.	26	36	0	2,529
HOS0405	Union	Hospice of Union County	4	12	0	2,109
HOS3007	Richmond	Community Home Care and Hospice	10	7	1	2,023
HOS3064	Anson	Liberty Home Care and Hospice	7	5	2	402
HOS3199	Montgomery	Community Home Care and Hospice	2	2	0	85
HOS0402	Stanly	Hospice of Stanly County, INC.	1	1	0	22
HOS1445	Mecklenburg	Novant Health Hospice	3	3	0	16
HOS3116	Union	Community Home Care and Hospice	1	0	0	0
<b>TOTALS:</b>			<b>94</b>	<b>115</b>	<b>9</b>	<b>10,542</b>

## PROVIDERS SERVING RESIDENTS OF ASHE COUNTY

HOS1124	Ashe	Medi Home Health and Hospice	111	89	27	14,001
HOS0185	Caldwell	Caldwell Hospice and Palliative Care, INC.	29	27	5	4,374
HOS0407	Wilkes	Wake Forest Baptist Health Care at Home, Hospice-Wilkes	4	3	0	385
HOS4413	Wilkes	PruittHealth Hospice - Wilkes*	2	3	0	154
HOS3084	Davie	Trellis Supportive Care	3	3	0	8
HOS3181	Iredell	Gordon Hospice House	1	1	0	7
HOS4909	Yadkin	Mountain Valley Hospice and Palliative Care	2	2	0	4
HOS1603	Forsyth	Kate B. Reynolds Hospice Home	0	1	0	3
HOS1123	Alleghany	Medi Home Health and Hospice	0	0	0	0
<b>TOTALS:</b>			<b>152</b>	<b>129</b>	<b>32</b>	<b>18,936</b>

## PROVIDERS SERVING RESIDENTS OF AVERY COUNTY

HOS0363	Avery	Medi Home Hospice	104	42	29	10,480
HOS0832	Mitchell	Hospice & Palliative Care of the Blue Ridge, INC.	42	31	10	8,015
HOS0185	Caldwell	Caldwell Hospice and Palliative Care, INC.	21	18	6	2,538
HOS0113	Buncombe	CarePartners Hospice & Palliative Care Services	1	1	0	10
HOS1603	Forsyth	Kate B. Reynolds Hospice Home	1	1	0	6
HOS0364	Burke	Burke Hospice and Palliative Care, INC.	1	1	0	5

LICENSE NUMBER	FACILITY COUNTY	FACILITY	ADMITS	DEATHS	DC ALIVE	DAYS OF CARE
<b>TOTALS:</b>			<b>170</b>	<b>94</b>	<b>45</b>	<b>21,054</b>

#### PROVIDERS SERVING RESIDENTS OF **BEAUFORT** COUNTY

HOS2516	Beaufort	Community Home Care & Hospice	156	119	30	16,328
HOS0331	Pitt	AseraCare Hospice	37	42	3	3,944
HOS4596	Washington	Amedisys Hospice Care	28	16	1	2,595
HOS1711	Pitt	Vidant Home Health and Hospice	53	48	3	1,629
HOS4887	Edgecombe	Kindred Hospice	0	1	2	304
HOS3347	Craven	PruittHealth Hospice - New Bern*	5	5	1	74
HOS2996	Pitt	Community Home Care and Hospice	1	0	1	59
HOS0394	Pamlico	Hospice of Pamlico County, INC.	2	1	0	50
HC0506	Jones	3HC	1	1	0	49
HOS4736	Randolph	Hospice of Randolph County	1	1	0	32
HOS4623	Carteret	SECU Crystal Coast Hospice House	1	0	0	9
HOS4088	Johnston	SECU Hospice House of Johnston Health	1	1	0	9
HOS3008	Martin	Community Home Care & Hospice	1	0	0	0
<b>TOTALS:</b>			<b>287</b>	<b>235</b>	<b>41</b>	<b>25,082</b>

#### PROVIDERS SERVING RESIDENTS OF **BERTIE** COUNTY

HOS3008	Martin	Community Home Care & Hospice	53	51	9	5,489
HOS0425	Hertford	Vidant Home Health and Hospice	35	33	3	1,421
HOS4887	Edgecombe	Kindred Hospice	0	3	2	1,124
HOS4596	Washington	Amedisys Hospice Care	12	7	2	850
HOS0331	Pitt	AseraCare Hospice	1	1	0	55
HOS3301	Pasquotank	Community Home Care and Hospice	1	0	0	0
<b>TOTALS:</b>			<b>102</b>	<b>95</b>	<b>16</b>	<b>8,939</b>

#### PROVIDERS SERVING RESIDENTS OF **BLADEN** COUNTY

HOS3011	Columbus	Community Home Care and Hospice	46	32	15	7,938
HOS0415	Bladen	Lower Cape Fear and LifeCare Center	71	68	7	6,695
HOS2007	Columbus	Liberty Home Care and Hospice	24	21	3	3,656
HOS2003	Bladen	Liberty Home Care and Hospice	8	6	0	723
HOS2060	Robeson	Community Home Care and Hospice	5	2	0	710
HC0359	Cumberland	HealthKeeperz	6	4	2	335
HOS4799	Cumberland	Cape Fear Valley Hospice and Palliative Care	4	4	0	53
HOS2861	Robeson	Medi Home Hospice	3	3	0	47
HC1331	Cumberland	Community Home Care and Hospice	2	1	0	16
HOS1599	Robeson	Southeastern Hospice	10	9	0	15
HOS4746	Cumberland	PruittHealth Hospice - Fayetteville*	1	0	1	15

LICENSE NUMBER	FACILITY COUNTY	FACILITY	ADMITS	DEATHS	DC ALIVE	DAYS OF CARE
HOS3066	Robeson	Liberty Home Care and Hospice	1	1	0	4
<b>TOTALS:</b>			<b>181</b>	<b>151</b>	<b>28</b>	<b>20,207</b>

#### PROVIDERS SERVING RESIDENTS OF BRUNSWICK COUNTY

HOS0414	Brunswick	Lower Cape Fear LifeCare Center	675	632	45	46,646
HOS2006	Brunswick	Liberty Home Care and Hospice	97	68	18	10,293
HOS4018	Brunswick	Amedisys Hospice Care	54	14	7	6,349
HOS3010	Brunswick	Community Home Care and Hospice	19	10	5	2,144
HOS2007	Columbus	Liberty Home Care and Hospice	1	0	0	213
HOS4088	Johnston	SECU Hospice House of Johnston Health	1	0	1	27
HOS4907	Chatham	SECU Jim & Betsy Bryan Hospice Home of UNC Health Care	2	2	0	17
HOS1581	Guilford	Hospice of the Piedmont, INC.	2	2	0	11
HOS0372	Davidson	Hospice of Davidson County, INC.	1	1	0	5
HOS3273	Iredell	Community Home Care and Hospice	0	0	0	5
HOS1445	Mecklenburg	Novant Health Hospice	1	1	1	2
HOS4599	Rowan	Novant Health Hospice	1	1	0	1
<b>TOTALS:</b>			<b>854</b>	<b>731</b>	<b>77</b>	<b>65,713</b>

#### PROVIDERS SERVING RESIDENTS OF BUNCOMBE COUNTY

HOS0113	Buncombe	CarePartners Hospice & Palliative Care Services	1,043	949	109	85,745
HOS0386	Henderson	Four Seasons Compassion for Life	330	252	35	36,277
HOS1153	McDowell	CarePartners Hospice & Palliative Care McDowell	27	20	5	2,383
HOS0400	Rutherford	Hospice of the Carolina Foothills	8	8	2	1,116
HC0419	Madison	Madison Home Care & Hospice	2	1	0	563
HOS1027	Yancey	Compassionate Care Western North Carolina	9	8	0	554
HOS2143	Henderson	Four Seasons Compassion for Life	17	42	2	392
HOS0390	Macon	Four Seasons Compassion for Life	1	1	0	345
HOS0832	Mitchell	Hospice & Palliative Care of the Blue Ridge, INC.	0	1	0	49
<b>TOTALS:</b>			<b>1,437</b>	<b>1,282</b>	<b>153</b>	<b>127,424</b>

#### PROVIDERS SERVING RESIDENTS OF BURKE COUNTY

HOS0364	Burke	Burke Hospice and Palliative Care, INC.	484	437	70	36,196
HOS0367	Catawba	Carolina Caring, INC.	51	43	9	4,634
HOS0363	Avery	Medi Home Hospice	10	13	1	4,103
HOS0185	Caldwell	Caldwell Hospice and Palliative Care, INC.	11	8	1	588
HOS3273	Iredell	Community Home Care and Hospice	8	4	3	370
HOS1153	McDowell	CarePartners Hospice & Palliative Care McDowell	1	0	2	153
HOS0113	Buncombe	CarePartners Hospice & Palliative Care Services	2	1	1	82
HOS3181	Iredell	Gordon Hospice House	1	2	0	21



LICENSE NUMBER	FACILITY COUNTY	FACILITY	ADMITS	DEATHS	DC ALIVE	DAYS OF CARE
HOS1445	Mecklenburg	Novant Health Hospice	1	0	0	2
HOS0832	Mitchell	Hospice & Palliative Care of the Blue Ridge, INC.	0	0	0	0
HOS0400	Rutherford	Hospice of the Carolina Foothills	0	1	0	0
<b>TOTALS:</b>			<b>569</b>	<b>509</b>	<b>87</b>	<b>46,149</b>

## PROVIDERS SERVING RESIDENTS OF CABARRUS COUNTY

HOS0365	Cabarrus	Hospice and Palliative Care of Cabarrus County	364	440	52	45,755
HOS1702	Mecklenburg	Hospice & Palliative Care Lake Norman	63	52	8	6,550
HOS3116	Union	Community Home Care and Hospice	31	31	7	6,440
HOS3389	Cabarrus	Hospice & Palliative Care of Cabarrus County	353	409	17	6,203
HOS4413	Wilkes	PruittHealth Hospice - Wilkes*	25	23	5	1,445
HOS3132	Mecklenburg	Hospice & Palliative Care Charlotte Region	11	11	0	1,019
HOS1445	Mecklenburg	Novant Health Hospice	25	19	4	810
HOS0402	Stanly	Hospice of Stanly County, INC.	4	2	0	581
HOS0367	Catawba	Carolina Caring, INC.	6	3	1	528
HOS4436	Mecklenburg	Hospice & Palliative Care Charlotte Region	12	10	0	483
HOS2425	Rowan	Trellis Supportive Care Rowan	3	2	2	251
HOS3199	Montgomery	Community Home Care and Hospice	0	1	1	73
HOS4599	Rowan	Novant Health Hospice	5	4	0	51
HOS0405	Union	Hospice of Union County	2	2	1	16
HOS3181	Iredell	Gordon Hospice House	1	1	0	5
HOS4088	Johnston	SECU Hospice House of Johnston Health	1	1	0	5
HOS1338	Iredell	Hospice of Iredell County, INC.	1	0	0	4
HOS3075	Randolph	Community Home Care and Hospice	1	0	0	0
<b>TOTALS:</b>			<b>908</b>	<b>1,011</b>	<b>98</b>	<b>70,219</b>

## PROVIDERS SERVING RESIDENTS OF CALDWELL COUNTY

HOS0185	Caldwell	Caldwell Hospice and Palliative Care, INC.	566	464	53	50,041
HOS0367	Catawba	Carolina Caring, INC.	31	21	6	3,250
HOS0407	Wilkes	Wake Forest Baptist Health Care at Home, Hospice-Wilkes	3	3	0	320
HOS4413	Wilkes	PruittHealth Hospice - Wilkes*	1	0	1	211
HOS0363	Avery	Medi Home Hospice	4	3	2	174
HOS0364	Burke	Burke Hospice and Palliative Care, INC.	7	4	2	155
HOS3273	Iredell	Community Home Care and Hospice	3	0	3	121
HOS1122	Watauga	Medi Home Health and Hospice	3	5	2	67
HOS3084	Davie	Trellis Supportive Care	1	1	0	2
HOS1445	Mecklenburg	Novant Health Hospice	1	1	0	1
<b>TOTALS:</b>			<b>620</b>	<b>502</b>	<b>69</b>	<b>54,342</b>

LICENSE NUMBER	FACILITY COUNTY	FACILITY	ADMITS	DEATHS	DC ALIVE	DAYS OF CARE
<b>PROVIDERS SERVING RESIDENTS OF CAMDEN COUNTY</b>						
HOS1677	Pasquotank	Albemarle Home Care and Hospice	21	21	3	2,551
HOS3301	Pasquotank	Community Home Care and Hospice	9	10	0	185
<b>TOTALS:</b>			<b>30</b>	<b>31</b>	<b>3</b>	<b>2,736</b>

<b>PROVIDERS SERVING RESIDENTS OF CARTERET COUNTY</b>						
HOS3006	Onslow	Community Home Care and Hospice	95	69	13	11,961
HOS0613	Carteret	Carteret Health Care Home Health & Hospice	103	80	14	4,382
HOS4623	Carteret	SECU Crystal Coast Hospice House	257	243	8	3,099
HC0506	Jones	3HC	60	25	10	2,160
HOS3347	Craven	PruittHealth Hospice - New Bern*	18	14	1	1,362
HOS3238	Craven	Continuum Home Care & Hospice of Craven County	10	5	1	1,098
HC1209	Onslow	Continuum Home Care and Hospice	1	2	0	261
HOS3052	Pender	Lower Cape Fear and LifeCare Center	0	1	0	201
HOS4682	Craven	Craven County Hospice	1	0	0	88
HC0228	Wayne	3HC	2	1	0	24
HOS2302	Craven	Community Hospice, LLC.	0	1	0	11
HC0531	Onslow	Onslow County Home Health and Hospice	3	3	0	11
HOS4088	Johnston	SECU Hospice House of Johnston Health	2	1	1	8
HOS4907	Chatham	SECU Jim & Betsy Bryan Hospice Home of UNC Health Care	1	1	0	6
HC0509	Pitt	3HC	1	1	0	3
HOS1581	Guilford	Hospice of the Piedmont, INC.	1	1	0	2
<b>TOTALS:</b>			<b>555</b>	<b>448</b>	<b>48</b>	<b>24,677</b>

<b>PROVIDERS SERVING RESIDENTS OF CASWELL COUNTY</b>						
HC0361	Alamance	Hospice and Palliative Care Center of Alamance Caswell	61	64	12	3,812
HOS3823	Alamance	Amedisys Hospice	21	14	7	704
HOS0398	Rockingham	Hospice of Rockingham County, INC.	4	3	1	318
HOS3304	Durham	Liberty Home Care and Hospice	0	0	1	263
HOS3063	Alamance	Community Home Care and Hospice	3	1	0	247
HOS3826	Franklin	Amedisys Hospice	3	1	2	82
HC0533	Person	Medi Home Health & Hospice	1	0	0	40
HOS3049	Alamance	Liberty Home Care and Hospice	0	0	1	21
HOS4907	Chatham	SECU Jim & Betsy Bryan Hospice Home of UNC Health Care	1	1	0	3
<b>TOTALS:</b>			<b>94</b>	<b>84</b>	<b>24</b>	<b>5,490</b>

<b>PROVIDERS SERVING RESIDENTS OF CATAWBA COUNTY</b>						
HOS0367	Catawba	Carolina Caring, INC.	966	901	67	76,495

LICENSE NUMBER	FACILITY COUNTY	FACILITY	ADMITS	DEATHS	DC ALIVE	DAYS OF CARE
HOS0389	Lincoln	Hospice & Palliative Care Lincoln County	55	45	7	6,769
HOS0185	Caldwell	Caldwell Hospice and Palliative Care, INC.	43	38	4	3,244
HOS0363	Avery	Medi Home Hospice	11	11	2	1,673
HOS1122	Watauga	Medi Home Health and Hospice	15	3	5	1,077
HOS0364	Burke	Burke Hospice and Palliative Care, INC.	12	12	1	940
HOS3273	Iredell	Community Home Care and Hospice	8	3	5	788
HOS1702	Mecklenburg	Hospice & Palliative Care Lake Norman	1	1	0	203
HC0067	Transylvania	CarePartners Home Care & Hospice	1	0	1	141
HOS1338	Iredell	Hospice of Iredell County, INC.	3	3	0	84
HOS3181	Iredell	Gordon Hospice House	4	6	0	43
HOS1445	Mecklenburg	Novant Health Hospice	5	4	0	41
HOS4436	Mecklenburg	Hospice & Palliative Care Charlotte Region	2	2	0	15
HOS0387	Iredell	Hospice of Iredell County, INC.	1	1	0	13
HOS3084	Davie	Trellis Supportive Care	3	3	0	13
HOS0113	Buncombe	CarePartners Hospice & Palliative Care Services	1	1	0	10
HOS4599	Rowan	Novant Health Hospice	1	1	0	10
HOS1603	Forsyth	Kate B. Reynolds Hospice Home	0	1	0	2
<b>TOTALS:</b>			<b>1,132</b>	<b>1,036</b>	<b>92</b>	<b>91,561</b>

#### PROVIDERS SERVING RESIDENTS OF CHATHAM COUNTY

HOS0370	Chatham	UNC Hospice	122	112	19	10,208
HOS2034	Lee	Community Home Care and Hospice	89	81	10	8,342
HOS3149	Chatham	Liberty Home Care and Hospice	53	38	13	4,571
HOS2281	Wake	Heartland Home Health Care and Hospice	18	12	3	4,070
HOS4736	Randolph	Hospice of Randolph County	14	11	1	1,241
HOS3147	Wake	Amedisys Hospice	22	18	3	1,077
HOS0021	Durham	Duke Hospice	11	9	3	803
HOS4907	Chatham	SECU Jim & Betsy Bryan Hospice Home of UNC Health Care	71	65	6	758
HOS3135	Chatham	Transitions LifeCare	18	16	2	718
HOS3063	Alamance	Community Home Care and Hospice	5	2	1	481
HC4027	Robeson	Amedisys Hospice Care	1	0	0	351
HOS3823	Alamance	Amedisys Hospice	2	1	1	258
HOS3086	Lee	Liberty Home Care and Hospice	1	2	1	194
HOS3269	Nash	PruittHealth Hospice - Rocky Mount*	0	1	0	101
HC0427	Moore	FirstHealth Hospice & Palliative Care	2	1	0	70
HC0361	Alamance	Hospice and Palliative Care Center of Alamance Caswell	2	2	0	47
HOS2048	Harnett	Community Home Care and Hospice	1	1	0	24
HOS1581	Guilford	Hospice of the Piedmont, INC.	2	2	0	22
HOS3075	Randolph	Community Home Care and Hospice	0	0	0	14
HOS4477	Moore	FirstHealth Hospice House	2	3	0	10

LICENSE NUMBER	FACILITY COUNTY	FACILITY	ADMITS	DEATHS	DC ALIVE	DAYS OF CARE
HOS3793	Durham	Duke Hospice, Hock Family Pavilion	3	3	0	8
HOS1603	Forsyth	Kate B. Reynolds Hospice Home	1	1	0	4
<b>TOTALS:</b>			<b>440</b>	<b>381</b>	<b>63</b>	<b>33,372</b>

PROVIDERS SERVING RESIDENTS OF **CHEROKEE COUNTY**

HOS0390	Macon	Four Seasons Compassion for Life	97	90	6	5,041
HOS5092	Cherokee	Good Shepherd Hospice	67	51	3	3,897
HOS2143	Henderson	Four Seasons Compassion for Life	1	2	0	20
HOS0371	Cleveland	Hospice Cleveland County	2	0	0	7
HOS0113	Buncombe	CarePartners Hospice & Palliative Care Services	1	1	0	5
<b>TOTALS:</b>			<b>168</b>	<b>144</b>	<b>9</b>	<b>8,970</b>

PROVIDERS SERVING RESIDENTS OF **CHOWAN COUNTY**

HOS4596	Washington	Amedisys Hospice Care	33	23	3	2,461
HOS3301	Pasquotank	Community Home Care and Hospice	20	16	5	1,998
HOS1677	Pasquotank	Albemarle Home Care and Hospice	26	24	1	1,042
HOS0425	Hertford	Vidant Home Health and Hospice	5	3	1	253
<b>TOTALS:</b>			<b>84</b>	<b>66</b>	<b>10</b>	<b>5,754</b>

PROVIDERS SERVING RESIDENTS OF **CLAY COUNTY**

HOS0390	Macon	Four Seasons Compassion for Life	38	34	4	3,707
HOS5091	Clay	Good Shepherd Hospice	35	22	3	2,392
HOS2143	Henderson	Four Seasons Compassion for Life	2	3	1	15
HOS0113	Buncombe	CarePartners Hospice & Palliative Care Services	1	1	0	4
<b>TOTALS:</b>			<b>76</b>	<b>60</b>	<b>8</b>	<b>6,118</b>

PROVIDERS SERVING RESIDENTS OF **CLEVELAND COUNTY**

HOS0371	Cleveland	Hospice Cleveland County	683	680	79	46,726
HOS0389	Lincoln	Hospice & Palliative Care Lincoln County	10	7	3	1,211
HOS0367	Catawba	Carolina Caring, INC.	14	7	3	999
HOS0400	Rutherford	Hospice of the Carolina Foothills	11	9	1	938
HC0812	Gaston	Hospice of Gaston County, INC.	12	11	1	467
HC0361	Alamance	Hospice and Palliative Care Center of Alamance Caswell	0	0	0	365
HOS0364	Burke	Burke Hospice and Palliative Care, INC.	2	2	0	63
HOS4436	Mecklenburg	Hospice & Palliative Care Charlotte Region	2	2	0	10
HOS1445	Mecklenburg	Novant Health Hospice	1	1	0	2
HOS3181	Iredell	Gordon Hospice House	1	1	0	1
<b>TOTALS:</b>			<b>736</b>	<b>720</b>	<b>87</b>	<b>50,782</b>

LICENSE NUMBER	FACILITY COUNTY	FACILITY	ADMITS	DEATHS	DC ALIVE	DAYS OF CARE
<b>PROVIDERS SERVING RESIDENTS OF COLUMBUS COUNTY</b>						
HOS0417	Columbus	Lower Cape Fear Hospice and Life CareCenter	253	243	41	21,622
HOS3011	Columbus	Community Home Care and Hospice	62	21	20	9,553
HOS2007	Columbus	Liberty Home Care and Hospice	68	57	10	8,923
HOS4018	Brunswick	Amedisys Hospice Care	5	4	1	349
HC4027	Robeson	Amedisys Hospice Care	2	1	1	57
HOS2861	Robeson	Medi Home Hospice	1	1	0	47
HOS1599	Robeson	Southeastern Hospice	1	1	0	3
HOS2060	Robeson	Community Home Care and Hospice	0	0	0	1
<b>TOTALS:</b>			<b>392</b>	<b>328</b>	<b>73</b>	<b>40,555</b>

<b>PROVIDERS SERVING RESIDENTS OF CRAVEN COUNTY</b>						
HOS2302	Craven	Community Hospice, LLC.	146	106	42	13,611
HOS4682	Craven	Craven County Hospice	140	118	22	11,854
HC0506	Jones	3HC	67	50	8	7,551
HOS3347	Craven	PruittHealth Hospice - New Bern*	79	75	7	4,824
HOS3261	Lenoir	Continuum Home Care & Hospice of Lenoir County	2	3	2	784
HOS3238	Craven	Continuum Home Care & Hospice of Craven County	16	12	1	486
HC1209	Onslow	Continuum Home Care and Hospice	2	3	0	401
HOS0394	Pamlico	Hospice of Pamlico County, INC.	4	3	1	363
HOS2516	Beaufort	Community Home Care & Hospice	2	0	1	177
HOS4623	Carteret	SECU Crystal Coast Hospice House	8	4	0	100
HOS0331	Pitt	AseraCare Hospice	1	1	1	66
HC0228	Wayne	3HC	2	2	0	33
HC0195	Lenoir	3HC	0	0	0	31
HOS2984	Lenoir	Community Home Care & Hospice	0	1	0	31
HOS0613	Carteret	Carteret Health Care Home Health & Hospice	2	1	0	22
HOS4088	Johnston	SECU Hospice House of Johnston Health	1	1	0	3
HOS3006	Onslow	Community Home Care and Hospice	0	0	0	2
<b>TOTALS:</b>			<b>472</b>	<b>380</b>	<b>85</b>	<b>40,339</b>

<b>PROVIDERS SERVING RESIDENTS OF CUMBERLAND COUNTY</b>						
HC1331	Cumberland	Community Home Care and Hospice	236	198	44	17,258
HC4027	Robeson	Amedisys Hospice Care	119	79	12	16,847
HC0359	Cumberland	HealthKeeperz	97	84	26	12,623
HOS4799	Cumberland	Cape Fear Valley Hospice and Palliative Care	273	219	40	11,918
HOS4746	Cumberland	PruittHealth Hospice - Fayetteville*	100	72	26	8,685
HC0255	Sampson	3HC	83	62	21	6,574
HOS2004	Cumberland	Liberty Home Care and Hospice	87	66	12	4,396

LICENSE NUMBER	FACILITY COUNTY	FACILITY	ADMITS	DEATHS	DC ALIVE	DAYS OF CARE
HOS2861	Robeson	Medi Home Hospice	27	10	8	4,287
HOS3067	Harnett	Liberty Home Care and Hospice	5	5	1	556
HOS2048	Harnett	Community Home Care and Hospice	7	5	2	246
HOS4088	Johnston	SECU Hospice House of Johnston Health	8	7	5	220
HOS5147	Cumberland	3HC	5	1	0	175
HOS2290	Hoke	Liberty Home Care and Hospice	1	1	0	140
HC0228	Wayne	3HC	9	6	0	103
HOS4477	Moore	FirstHealth Hospice House	14	11	4	92
HOS1599	Robeson	Southeastern Hospice	6	5	1	88
HOS3181	Iredell	Gordon Hospice House	1	4	0	23
HOS0415	Bladen	Lower Cape Fear and LifeCare Center	4	4	0	21
HC1844	Sampson	Community Home Care and Hospice	1	0	0	13
HOS2060	Robeson	Community Home Care and Hospice	1	1	0	9
HC0361	Alamance	Hospice and Palliative Care Center of Alamance Caswell	1	1	0	8
HOS4907	Chatham	SECU Jim & Betsy Bryan Hospice Home of UNC Health Care	2	2	0	8
HOS1603	Forsyth	Kate B. Reynolds Hospice Home	1	1	0	2
HOS3011	Columbus	Community Home Care and Hospice	1	0	0	0
<b>TOTALS:</b>			<b>1,089</b>	<b>844</b>	<b>202</b>	<b>84,292</b>

## PROVIDERS SERVING RESIDENTS OF CURRITUCK COUNTY

HOS1677	Pasquotank	Albemarle Home Care and Hospice	71	57	11	4,271
HOS3301	Pasquotank	Community Home Care and Hospice	32	32	1	3,339
<b>TOTALS:</b>			<b>103</b>	<b>89</b>	<b>12</b>	<b>7,610</b>

## PROVIDERS SERVING RESIDENTS OF DARE COUNTY

HC0494	Dare	Dare Home Health & Dare Hospice	91	92	3	5,213
HOS1677	Pasquotank	Albemarle Home Care and Hospice	64	54	3	2,673
HOS3301	Pasquotank	Community Home Care and Hospice	1	2	0	397
<b>TOTALS:</b>			<b>156</b>	<b>148</b>	<b>6</b>	<b>8,283</b>

## PROVIDERS SERVING RESIDENTS OF DAVIDSON COUNTY

HOS0372	Davidson	Hospice of Davidson County, INC.	739	686	53	52,885
HOS4614	Forsyth	Trellis Supportive Care	65	57	10	5,923
HOS1581	Guilford	Hospice of the Piedmont, INC.	86	95	6	5,614
HOS2425	Rowan	Trellis Supportive Care Rowan	17	14	4	2,086
HOS4413	Wilkes	PruittHealth Hospice - Wilkes*	9	2	0	930
HOS4736	Randolph	Hospice of Randolph County	8	7	1	498
HOS3084	Davie	Trellis Supportive Care	4	6	0	461
HOS1603	Forsyth	Kate B. Reynolds Hospice Home	19	25	4	300

LICENSE NUMBER	FACILITY COUNTY	FACILITY	ADMITS	DEATHS	DC ALIVE	DAYS OF CARE
HC0374	Guilford	Hospice and Palliative Care of Greensboro	3	1	0	293
HOS3075	Randolph	Community Home Care and Hospice	0	1	0	190
HOS1123	Alleghany	Medi Home Health and Hospice	6	3	0	171
HOS3823	Alamance	Amedisys Hospice	5	2	3	145
HOS0365	Cabarrus	Hospice and Palliative Care of Cabarrus County	1	0	0	139
HOS4599	Rowan	Novant Health Hospice	7	6	1	62
HOS3051	Davidson	Liberty Home Care and Hospice	1	1	0	56
HC1498	Yadkin	Mountain Valley Hospice and Palliative Care	1	1	0	15
HOS4966	Davie	Well Care Hospice, INC.	2	2	0	8
HOS1445	Mecklenburg	Novant Health Hospice	1	1	0	4
<b>TOTALS:</b>			<b>974</b>	<b>910</b>	<b>82</b>	<b>69,780</b>

## PROVIDERS SERVING RESIDENTS OF DAVIE COUNTY

HOS3084	Davie	Trellis Supportive Care	127	119	14	12,342
HOS0387	Iredell	Hospice of Iredell County, INC.	11	6	2	1,413
HOS3051	Davidson	Liberty Home Care and Hospice	16	15	1	1,201
HC1498	Yadkin	Mountain Valley Hospice and Palliative Care	14	7	3	841
HOS1603	Forsyth	Kate B. Reynolds Hospice Home	25	42	2	432
HOS4599	Rowan	Novant Health Hospice	6	5	1	420
HOS3273	Iredell	Community Home Care and Hospice	1	2	0	398
HOS4966	Davie	Well Care Hospice, INC.	6	4	1	155
HOS2425	Rowan	Trellis Supportive Care Rowan	6	7	0	146
HOS3181	Iredell	Gordon Hospice House	5	10	2	90
HOS1338	Iredell	Hospice of Iredell County, INC.	0	1	0	83
HOS4614	Forsyth	Trellis Supportive Care	2	2	1	68
HOS0372	Davidson	Hospice of Davidson County, INC.	1	3	0	49
HOS4909	Yadkin	Mountain Valley Hospice and Palliative Care	6	8	1	48
HOS1445	Mecklenburg	Novant Health Hospice	1	1	0	3
<b>TOTALS:</b>			<b>227</b>	<b>232</b>	<b>28</b>	<b>17,689</b>

## PROVIDERS SERVING RESIDENTS OF DUPLIN COUNTY

HC1844	Sampson	Community Home Care and Hospice	38	35	10	6,439
HC0053	Duplin	Vidant Home Health and Hospice	75	51	11	5,561
HOS2984	Lenoir	Community Home Care & Hospice	16	16	4	2,758
HC0195	Lenoir	3HC	23	11	3	1,621
HOS3052	Pender	Lower Cape Fear and LifeCare Center	51	47	2	1,208
HC2361	Wayne	Community Home Care and Hospice	12	10	0	726
HOS3006	Onslow	Community Home Care and Hospice	3	1	0	199
HOS3261	Lenoir	Continuum Home Care & Hospice of Lenoir County	4	3	1	108
HC0228	Wayne	3HC	11	11	0	106

LICENSE NUMBER	FACILITY COUNTY	FACILITY	ADMITS	DEATHS	DC ALIVE	DAYS OF CARE
HOS4746	Cumberland	PruittHealth Hospice - Fayetteville*	1	1	0	69
HOS3303	Duplin	Liberty Home Care and Hospice	3	2	0	57
HOS2135	Johnston	Community Home Care & Hospice	0	0	0	53
HOS3054	Sampson	Liberty Home Care and Hospice	2	0	0	33
HC0531	Onslow	Onslow County Home Health and Hospice	2	2	0	3
<b>TOTALS:</b>			<b>241</b>	<b>190</b>	<b>31</b>	<b>18,941</b>

#### PROVIDERS SERVING RESIDENTS OF DURHAM COUNTY

HOS0021	Durham	Duke Hospice	326	317	47	23,861
HOS2281	Wake	Heartland Home Health Care and Hospice	91	56	24	16,491
HOS3126	Durham	Transitions LifeCare	145	119	17	11,128
HOS3269	Nash	PruittHealth Hospice - Rocky Mount*	88	76	36	10,455
HC0361	Alamance	Hospice and Palliative Care Center of Alamance Caswell	21	17	3	4,724
HOS3826	Franklin	Amedisys Hospice	58	26	16	4,575
HOS3304	Durham	Liberty Home Care and Hospice	38	21	14	4,209
HOS0370	Chatham	UNC Hospice	42	33	7	3,363
HOS3793	Durham	Duke Hospice, Hock Family Pavilion	405	403	24	3,240
HOS3147	Wake	Amedisys Hospice	39	23	10	2,765
HOS4791	Granville	Kindred Hospice	30	19	6	1,949
HOS2223	Wake	Community Home Care & Hospice	3	4	1	1,858
HOS4907	Chatham	SECU Jim & Betsy Bryan Hospice Home of UNC Health Care	20	13	7	252
HOS3063	Alamance	Community Home Care and Hospice	1	1	0	232
HOS3823	Alamance	Amedisys Hospice	1	1	0	139
HOS4088	Johnston	SECU Hospice House of Johnston Health	4	2	2	81
HOS2561	Vance	Community Home Care & Hospice	0	1	0	11
<b>TOTALS:</b>			<b>1,312</b>	<b>1,132</b>	<b>214</b>	<b>89,333</b>

#### PROVIDERS SERVING RESIDENTS OF EDGECOMBE COUNTY

HOS4887	Edgecombe	Kindred Hospice	101	76	25	9,425
HOS2424	Nash	Community Home Care & Hospice	9	6	7	1,741
HC0508	Wilson	3HC	21	21	4	1,335
HC0393	Nash	Hospice and Palliative Care of Nash General Hospital	31	29	1	984
HOS1711	Pitt	Vidant Home Health and Hospice	25	21	3	830
HOS0331	Pitt	AseraCare Hospice	14	15	1	659
HOS3269	Nash	PruittHealth Hospice - Rocky Mount*	10	8	4	653
HOS2241	Wilson	Community Home Care & Hospice	1	0	0	85
HC0228	Wayne	3HC	1	2	0	18
HC0509	Pitt	3HC	1	1	0	9
HOS0414	Brunswick	Lower Cape Fear LifeCare Center	1	1	1	4
HOS4791	Granville	Kindred Hospice	1	0	0	0



LICENSE NUMBER	FACILITY COUNTY	FACILITY	ADMITS	DEATHS	DC ALIVE	DAYS OF CARE
<b>TOTALS:</b>			<b>216</b>	<b>180</b>	<b>46</b>	<b>15,743</b>

**PROVIDERS SERVING RESIDENTS OF FORSYTH COUNTY**

HOS4614	Forsyth	Trellis Supportive Care	909	803	100	67,765
HOS3084	Davie	Trellis Supportive Care	145	119	15	13,981
HOS3295	Stokes	Trellis Supportive Care	138	115	16	12,650
HOS3273	Iredell	Community Home Care and Hospice	76	60	26	11,060
HOS1603	Forsyth	Kate B. Reynolds Hospice Home	387	543	14	6,519
HC1498	Yadkin	Mountain Valley Hospice and Palliative Care	39	18	6	4,848
HOS3051	Davidson	Liberty Home Care and Hospice	40	29	9	4,258
HOS1581	Guilford	Hospice of the Piedmont, INC.	47	42	3	2,546
HOS1303	Surry	Mountain Valley Hospice and Palliative Care	31	15	4	2,491
HOS4413	Wilkes	PruittHealth Hospice - Wilkes*	23	16	6	1,770
HC0374	Guilford	Hospice and Palliative Care of Greensboro	9	5	5	1,356
HOS0372	Davidson	Hospice of Davidson County, INC.	15	11	2	1,115
HOS3148	Guilford	Hospice & Palliative Care of Greensboro	6	1	0	852
HOS3823	Alamance	Amedisys Hospice	15	7	8	746
HOS4909	Yadkin	Mountain Valley Hospice and Palliative Care	6	11	0	203
HOS1123	Alleghany	Medi Home Health and Hospice	5	2	1	188
HOS0404	Surry	Mountain Valley Hospice and Palliative Care	2	0	0	182
HOS3796	Surry	Mountain Valley Hospice and Palliative Care	1	9	3	159
HOS4966	Davie	Well Care Hospice, INC.	3	2	0	77
HOS3181	Iredell	Gordon Hospice House	1	5	0	21
HC0361	Alamance	Hospice and Palliative Care Center of Alamance Caswell	2	2	0	15
HOS3826	Franklin	Amedisys Hospice	1	0	1	11
HOS4736	Randolph	Hospice of Randolph County	1	1	0	2
HOS3063	Alamance	Community Home Care and Hospice	1	0	0	0
<b>TOTALS:</b>			<b>1,903</b>	<b>1,816</b>	<b>219</b>	<b>132,815</b>

**PROVIDERS SERVING RESIDENTS OF FRANKLIN COUNTY**

HOS2281	Wake	Heartland Home Health Care and Hospice	56	31	11	4,648
HOS3125	Franklin	Transitions LifeCare	65	57	4	4,454
HOS4791	Granville	Kindred Hospice	21	14	7	2,761
HOS2561	Vance	Community Home Care & Hospice	17	13	6	1,401
HOS3826	Franklin	Amedisys Hospice	18	12	1	1,324
HOS3058	Wake	Liberty Home Care and Hospice	6	4	1	628
HOS0021	Durham	Duke Hospice	6	7	1	242
HOS2223	Wake	Community Home Care & Hospice	0	0	1	177
HC0393	Nash	Hospice and Palliative Care of Nash General Hospital	3	3	0	76
HOS3269	Nash	PruittHealth Hospice - Rocky Mount*	1	1	1	24

LICENSE NUMBER	FACILITY COUNTY	FACILITY	ADMITS	DEATHS	DC ALIVE	DAYS OF CARE
HOS3793	Durham	Duke Hospice, Hock Family Pavilion	2	2	1	20
HOS4088	Johnston	SECU Hospice House of Johnston Health	1	0	1	10
HOS4907	Chatham	SECU Jim & Betsy Bryan Hospice Home of UNC Health Care	1	1	0	6
HOS1445	Mecklenburg	Novant Health Hospice	1	1	0	2
<b>TOTALS:</b>			<b>198</b>	<b>146</b>	<b>35</b>	<b>15,773</b>

PROVIDERS SERVING RESIDENTS OF **GASTON** COUNTY

HC0812	Gaston	Hospice of Gaston County, INC.	725	575	73	45,981
HOS0389	Lincoln	Hospice & Palliative Care Lincoln County	236	193	27	26,361
HOS0367	Catawba	Carolina Caring, INC.	89	63	21	10,097
HOS0371	Cleveland	Hospice Cleveland County	90	44	14	6,596
HOS3717	Gaston	Robin Johnson House - Gaston Hospice	207	294	5	3,756
HOS4436	Mecklenburg	Hospice & Palliative Care Charlotte Region	18	17	1	1,020
HOS3132	Mecklenburg	Hospice & Palliative Care Charlotte Region	2	2	1	1,017
HOS1445	Mecklenburg	Novant Health Hospice	37	31	3	831
HOS3116	Union	Community Home Care and Hospice	6	2	4	229
HOS1702	Mecklenburg	Hospice & Palliative Care Lake Norman	0	1	0	211
HOS4599	Rowan	Novant Health Hospice	1	1	0	1
<b>TOTALS:</b>			<b>1,411</b>	<b>1,223</b>	<b>149</b>	<b>96,100</b>

PROVIDERS SERVING RESIDENTS OF **GATES** COUNTY

HOS1677	Pasquotank	Albemarle Home Care and Hospice	21	21	2	2,274
HOS3301	Pasquotank	Community Home Care and Hospice	15	16	1	1,935
HOS0425	Hertford	Vidant Home Health and Hospice	4	4	0	177
HOS4596	Washington	Amedisys Hospice Care	6	4	0	90
<b>TOTALS:</b>			<b>46</b>	<b>45</b>	<b>3</b>	<b>4,476</b>

PROVIDERS SERVING RESIDENTS OF **GRAHAM** COUNTY

HOS0390	Macon	Four Seasons Compassion for Life	26	22	3	1,236
HOS5092	Cherokee	Good Shepherd Hospice	5	5	0	116
HOS4650	Jackson	Harris Palliative Care and Hospice	4	3	1	93
HOS0113	Buncombe	CarePartners Hospice & Palliative Care Services	3	2	1	10
<b>TOTALS:</b>			<b>38</b>	<b>32</b>	<b>5</b>	<b>1,455</b>

PROVIDERS SERVING RESIDENTS OF **GRANVILLE** COUNTY

HOS3826	Franklin	Amedisys Hospice	57	40	7	9,382
HOS4791	Granville	Kindred Hospice	40	33	12	4,053
HOS0021	Durham	Duke Hospice	41	42	4	2,144

LICENSE NUMBER	FACILITY COUNTY	FACILITY	ADMITS	DEATHS	DC ALIVE	DAYS OF CARE
HOS2561	Vance	Community Home Care & Hospice	22	22	7	1,994
HOS2281	Wake	Heartland Home Health Care and Hospice	8	6	1	1,701
HOS3793	Durham	Duke Hospice, Hock Family Pavilion	21	21	0	129
HOS3133	Granville	Transitions LifeCare	4	5	0	82
HOS3304	Durham	Liberty Home Care and Hospice	4	4	1	44
HOS3269	Nash	PruittHealth Hospice - Rocky Mount*	3	3	0	33
HOS0408	Wilson	Hospice of Wilson Medical Center	1	1	0	7
<b>TOTALS:</b>			<b>201</b>	<b>177</b>	<b>32</b>	<b>19,569</b>

#### PROVIDERS SERVING RESIDENTS OF GREENE COUNTY

HOS2984	Lenoir	Community Home Care & Hospice	44	37	1	6,482
HC0509	Pitt	3HC	17	9	5	2,525
HOS3345	Pitt	PruittHealth Hospice - Eastern Carolina*	7	6	1	670
HOS1711	Pitt	Vidant Home Health and Hospice	11	7	1	525
HC0228	Wayne	3HC	5	4	1	391
HOS0331	Pitt	AseraCare Hospice	1	2	0	110
HC0195	Lenoir	3HC	0	0	1	76
HC2361	Wayne	Community Home Care and Hospice	2	3	0	19
HOS4088	Johnston	SECU Hospice House of Johnston Health	2	2	0	16
HOS3261	Lenoir	Continuum Home Care & Hospice of Lenoir County	1	1	0	10
HC0393	Nash	Hospice and Palliative Care of Nash General Hospital	1	1	0	6
HOS4907	Chatham	SECU Jim & Betsy Bryan Hospice Home of UNC Health Care	1	1	0	2
HC0508	Wilson	3HC	1	1	0	1
<b>TOTALS:</b>			<b>93</b>	<b>74</b>	<b>10</b>	<b>10,833</b>

#### PROVIDERS SERVING RESIDENTS OF GUILFORD COUNTY

HC0374	Guilford	Hospice and Palliative Care of Greensboro	981	906	95	66,855
HOS3148	Guilford	Hospice & Palliative Care of Greensboro	485	416	56	61,210
HOS1581	Guilford	Hospice of the Piedmont, INC.	664	629	30	37,763
HOS3075	Randolph	Community Home Care and Hospice	65	35	27	13,536
HOS3823	Alamance	Amedisys Hospice	52	22	14	7,351
HC0361	Alamance	Hospice and Palliative Care Center of Alamance Caswell	58	49	6	4,446
HOS4413	Wilkes	PruittHealth Hospice - Wilkes*	34	26	10	2,314
HOS3063	Alamance	Community Home Care and Hospice	10	9	6	2,014
HOS3049	Alamance	Liberty Home Care and Hospice	5	6	2	1,081
HOS4736	Randolph	Hospice of Randolph County	12	9	2	912
HOS4614	Forsyth	Trellis Supportive Care	30	26	2	850
HOS3304	Durham	Liberty Home Care and Hospice	1	0	1	225
HOS0372	Davidson	Hospice of Davidson County, INC.	7	6	1	172
HOS3295	Stokes	Trellis Supportive Care	4	4	0	149

LICENSE NUMBER	FACILITY COUNTY	FACILITY	ADMITS	DEATHS	DC ALIVE	DAYS OF CARE
HOS1603	Forsyth	Kate B. Reynolds Hospice Home	5	10	1	128
HOS3273	Iredell	Community Home Care and Hospice	1	1	0	99
HOS0398	Rockingham	Hospice of Rockingham County, INC.	3	2	0	21
HOS3181	Iredell	Gordon Hospice House	1	1	0	16
HOS0331	Pitt	AseraCare Hospice	0	0	1	7
HOS3051	Davidson	Liberty Home Care and Hospice	1	1	0	6
HOS4907	Chatham	SECU Jim & Betsy Bryan Hospice Home of UNC Health Care	1	1	0	6
<b>TOTALS:</b>			<b>2,420</b>	<b>2,159</b>	<b>254</b>	<b>199,161</b>

#### PROVIDERS SERVING RESIDENTS OF HALIFAX COUNTY

HOS3009	Halifax	Community Home Care and Hospice	121	99	21	5,660
HOS3269	Nash	PruittHealth Hospice - Rocky Mount*	40	30	16	3,047
HOS4887	Edgecombe	Kindred Hospice	20	29	5	3,027
HC0393	Nash	Hospice and Palliative Care of Nash General Hospital	26	22	1	718
HOS3826	Franklin	Amedisys Hospice	9	7	1	434
HOS0425	Hertford	Vidant Home Health and Hospice	0	0	1	108
HOS0331	Pitt	AseraCare Hospice	1	1	0	45
HOS2424	Nash	Community Home Care & Hospice	1	0	0	13
HOS4088	Johnston	SECU Hospice House of Johnston Health	2	2	0	9
HOS4436	Mecklenburg	Hospice & Palliative Care Charlotte Region	1	1	0	3
HOS2561	Vance	Community Home Care & Hospice	1	0	0	0
<b>TOTALS:</b>			<b>222</b>	<b>191</b>	<b>45</b>	<b>13,064</b>

#### PROVIDERS SERVING RESIDENTS OF HARNETT COUNTY

HOS2048	Harnett	Community Home Care and Hospice	111	102	21	11,517
HOS3067	Harnett	Liberty Home Care and Hospice	99	62	18	10,790
HOS0375	Harnett	Transitions LifeCare	68	61	8	5,167
HOS2281	Wake	Heartland Home Health Care and Hospice	14	9	3	3,591
HOS3147	Wake	Amedisys Hospice	15	6	2	1,293
HOS4746	Cumberland	PruittHealth Hospice - Fayetteville*	13	21	2	1,254
HOS3086	Lee	Liberty Home Care and Hospice	11	9	3	1,135
HC4027	Robeson	Amedisys Hospice Care	17	11	3	1,014
HOS3069	Johnston	Liberty Home Care and Hospice	5	3	0	532
HC0427	Moore	FirstHealth Hospice & Palliative Care	10	8	1	343
HOS3050	Moore	Liberty Home Care and Hospice	3	2	1	305
HOS2861	Robeson	Medi Home Hospice	3	0	1	209
HOS3252	Johnston	Continuum Home Care & Hospice of Johnston County	5	3	0	203
HOS2034	Lee	Community Home Care and Hospice	5	5	2	201
HOS4088	Johnston	SECU Hospice House of Johnston Health	14	10	9	190
HOS2135	Johnston	Community Home Care & Hospice	4	2	0	181

LICENSE NUMBER	FACILITY COUNTY	FACILITY	ADMITS	DEATHS	DC ALIVE	DAYS OF CARE
HC0359	Cumberland	HealthKeeperz	1	1	1	160
HC0507	Johnston	3HC	5	3	2	103
HOS4799	Cumberland	Cape Fear Valley Hospice and Palliative Care	2	2	0	73
HOS2004	Cumberland	Liberty Home Care and Hospice	1	1	0	33
HC1844	Sampson	Community Home Care and Hospice	0	2	1	25
HOS3345	Pitt	PruittHealth Hospice - Eastern Carolina*	1	1	0	12
HOS4907	Chatham	SECU Jim & Betsy Bryan Hospice Home of UNC Health Care	3	3	0	8
HOS4477	Moore	FirstHealth Hospice House	0	2	0	6
HC0228	Wayne	3HC	1	1	0	2
<b>TOTALS:</b>			<b>411</b>	<b>330</b>	<b>78</b>	<b>38,347</b>

## PROVIDERS SERVING RESIDENTS OF HAYWOOD COUNTY

HOS0113	Buncombe	CarePartners Hospice & Palliative Care Services	120	104	17	7,482
HOS3825	Haywood	Haywood Hospice & Palliative Care	202	175	17	6,877
HOS0386	Henderson	Four Seasons Compassion for Life	100	78	14	6,449
HOS0390	Macon	Four Seasons Compassion for Life	2	1	0	253
HOS4650	Jackson	Harris Palliative Care and Hospice	2	2	0	143
HOS2143	Henderson	Four Seasons Compassion for Life	4	12	0	82
<b>TOTALS:</b>			<b>430</b>	<b>372</b>	<b>48</b>	<b>21,286</b>

## PROVIDERS SERVING RESIDENTS OF HENDERSON COUNTY

HOS0386	Henderson	Four Seasons Compassion for Life	684	449	80	39,886
HOS0113	Buncombe	CarePartners Hospice & Palliative Care Services	56	54	10	2,757
HOS2143	Henderson	Four Seasons Compassion for Life	237	373	6	2,532
HC0067	Transylvania	CarePartners Home Care & Hospice	7	1	3	705
HOS0396	Polk	Hospice of the Carolina Foothills	6	5	0	258
HOS0390	Macon	Four Seasons Compassion for Life	23	0	0	0
<b>TOTALS:</b>			<b>1,013</b>	<b>882</b>	<b>99</b>	<b>46,138</b>

## PROVIDERS SERVING RESIDENTS OF HERTFORD COUNTY

HOS3008	Martin	Community Home Care & Hospice	64	56	6	2,608
HOS0425	Hertford	Vidant Home Health and Hospice	39	36	4	2,081
HOS4596	Washington	Amedisys Hospice Care	11	5	1	687
HOS3269	Nash	PruittHealth Hospice - Rocky Mount*	4	2	3	122
<b>TOTALS:</b>			<b>118</b>	<b>99</b>	<b>14</b>	<b>5,498</b>

## PROVIDERS SERVING RESIDENTS OF HOKE COUNTY

HOS2290	Hoke	Liberty Home Care and Hospice	61	46	10	8,625
---------	------	-------------------------------	----	----	----	-------

LICENSE NUMBER	FACILITY COUNTY	FACILITY	ADMITS	DEATHS	DC ALIVE	DAYS OF CARE
HC1331	Cumberland	Community Home Care and Hospice	34	21	6	3,603
HC0359	Cumberland	HealthKeeperz	3	1	1	1,116
HC4027	Robeson	Amedisys Hospice Care	17	10	3	987
HC0427	Moore	FirstHealth Hospice & Palliative Care	13	15	1	644
HOS4799	Cumberland	Cape Fear Valley Hospice and Palliative Care	10	10	1	491
HOS4746	Cumberland	PruittHealth Hospice - Fayetteville*	0	1	0	234
HOS3007	Richmond	Community Home Care and Hospice	1	1	0	143
HOS4477	Moore	FirstHealth Hospice House	26	25	0	131
HOS3031	Scotland	Scotland Regional Hospice	4	1	2	101
HOS2861	Robeson	Medi Home Hospice	4	3	0	50
HOS3050	Moore	Liberty Home Care and Hospice	1	1	0	2
HOS2004	Cumberland	Liberty Home Care and Hospice	0	0	0	1
<b>TOTALS:</b>			<b>174</b>	<b>135</b>	<b>24</b>	<b>16,128</b>

#### PROVIDERS SERVING RESIDENTS OF HYDE COUNTY

HOS4596	Washington	Amedisys Hospice Care	20	13	4	1,550
HOS2516	Beaufort	Community Home Care & Hospice	1	0	0	85
<b>TOTALS:</b>			<b>21</b>	<b>13</b>	<b>4</b>	<b>1,635</b>

#### PROVIDERS SERVING RESIDENTS OF IREDELL COUNTY

HOS0387	Iredell	Hospice of Iredell County, INC.	367	190	49	49,125
HOS1338	Iredell	Hospice of Iredell County, INC.	178	109	22	18,003
HOS3181	Iredell	Gordon Hospice House	236	393	11	3,493
HOS0367	Catawba	Carolina Caring, INC.	22	11	2	2,561
HOS3273	Iredell	Community Home Care and Hospice	25	17	5	2,230
HOS1702	Mecklenburg	Hospice & Palliative Care Lake Norman	43	36	5	2,121
HOS1445	Mecklenburg	Novant Health Hospice	34	28	4	570
HOS2425	Rowan	Trellis Supportive Care Rowan	2	2	1	362
HOS3132	Mecklenburg	Hospice & Palliative Care Charlotte Region	2	1	0	193
HOS3084	Davie	Trellis Supportive Care	5	5	0	161
HOS4413	Wilkes	PruittHealth Hospice - Wilkes*	0	1	0	138
HC1498	Yadkin	Mountain Valley Hospice and Palliative Care	2	1	0	83
HOS4436	Mecklenburg	Hospice & Palliative Care Charlotte Region	8	7	1	74
HOS1122	Watauga	Medi Home Health and Hospice	2	2	0	69
HOS0363	Avery	Medi Home Hospice	1	1	1	68
HOS0365	Cabarrus	Hospice and Palliative Care of Cabarrus County	2	2	0	31
HOS0372	Davidson	Hospice of Davidson County, INC.	1	0	1	15
HOS1603	Forsyth	Kate B. Reynolds Hospice Home	0	0	0	7
HOS0389	Lincoln	Hospice & Palliative Care Lincoln County	0	1	0	5
HOS3389	Cabarrus	Hospice & Palliative Care of Cabarrus County	2	2	0	3

LICENSE NUMBER	FACILITY COUNTY	FACILITY	ADMITS	DEATHS	DC ALIVE	DAYS OF CARE
HOS4599	Rowan	Novant Health Hospice	1	1	0	1
HOS3116	Union	Community Home Care and Hospice	1	0	0	0
<b>TOTALS:</b>			<b>934</b>	<b>810</b>	<b>102</b>	<b>79,313</b>

## PROVIDERS SERVING RESIDENTS OF JACKSON COUNTY

HOS0390	Macon	Four Seasons Compassion for Life	91	77	6	6,914
HOS4650	Jackson	Harris Palliative Care and Hospice	20	33	5	1,395
HC0067	Transylvania	CarePartners Home Care & Hospice	2	3	0	444
HOS2143	Henderson	Four Seasons Compassion for Life	2	10	1	84
HOS0113	Buncombe	CarePartners Hospice & Palliative Care Services	15	15	0	79
HOS0386	Henderson	Four Seasons Compassion for Life	0	0	0	3
HOS0185	Caldwell	Caldwell Hospice and Palliative Care, INC.	1	1	0	3
<b>TOTALS:</b>			<b>131</b>	<b>139</b>	<b>12</b>	<b>8,922</b>

## PROVIDERS SERVING RESIDENTS OF JOHNSTON COUNTY

HOS3124	Johnston	Transitions LifeCare	113	99	20	7,874
HOS2135	Johnston	Community Home Care & Hospice	83	74	22	7,596
HOS2281	Wake	Heartland Home Health Care and Hospice	75	51	9	7,162
HOS3069	Johnston	Liberty Home Care and Hospice	58	38	12	6,617
HC0507	Johnston	3HC	74	58	13	6,277
HC0383	Johnston	Johnston Health Home Care and Hospice	54	45	9	3,232
HOS4088	Johnston	SECU Hospice House of Johnston Health	171	124	15	2,076
HOS3147	Wake	Amedisys Hospice	24	13	7	1,747
HOS3345	Pitt	PruittHealth Hospice - Eastern Carolina*	8	5	3	1,176
HOS3058	Wake	Liberty Home Care and Hospice	5	3	1	598
HOS3067	Harnett	Liberty Home Care and Hospice	2	1	1	450
HC0228	Wayne	3HC	5	5	0	227
HOS4791	Granville	Kindred Hospice	0	0	0	179
HOS3252	Johnston	Continuum Home Care & Hospice of Johnston County	8	4	0	161
HC2361	Wayne	Community Home Care and Hospice	3	3	1	107
HOS3086	Lee	Liberty Home Care and Hospice	0	1	0	90
HOS4746	Cumberland	PruittHealth Hospice - Fayetteville*	3	0	0	87
HOS2241	Wilson	Community Home Care & Hospice	3	2	1	67
HOS0331	Pitt	AseraCare Hospice	2	2	0	24
HOS4907	Chatham	SECU Jim & Betsy Bryan Hospice Home of UNC Health Care	2	2	0	16
HOS0408	Wilson	Hospice of Wilson Medical Center	1	0	1	12
HOS0113	Buncombe	CarePartners Hospice & Palliative Care Services	1	0	0	11
HC0506	Jones	3HC	1	0	0	8
HOS2223	Wake	Community Home Care & Hospice	0	1	0	7
HC1331	Cumberland	Community Home Care and Hospice	0	1	0	6

LICENSE NUMBER	FACILITY COUNTY	FACILITY	ADMITS	DEATHS	DC ALIVE	DAYS OF CARE
HC1844	Sampson	Community Home Care and Hospice	0	0	1	1
<b>TOTALS:</b>			<b>696</b>	<b>532</b>	<b>116</b>	<b>45,808</b>

## PROVIDERS SERVING RESIDENTS OF JONES COUNTY

HC0506	Jones	3HC	16	13	1	1,222
HOS2302	Craven	Community Hospice, LLC.	7	5	1	347
HOS3006	Onslow	Community Home Care and Hospice	5	5	1	173
HOS3347	Craven	PruittHealth Hospice - New Bern*	0	1	0	173
HOS4682	Craven	Craven County Hospice	5	4	0	138
HOS3052	Pender	Lower Cape Fear and LifeCare Center	0	1	0	72
HC0507	Johnston	3HC	0	0	0	62
HOS4623	Carteret	SECU Crystal Coast Hospice House	3	2	0	49
HOS3261	Lenoir	Continuum Home Care & Hospice of Lenoir County	0	1	0	20
HC1209	Onslow	Continuum Home Care and Hospice	1	1	0	17
HOS2984	Lenoir	Community Home Care & Hospice	1	1	0	14
<b>TOTALS:</b>			<b>38</b>	<b>34</b>	<b>3</b>	<b>2,287</b>

## PROVIDERS SERVING RESIDENTS OF LEE COUNTY

HOS3086	Lee	Liberty Home Care and Hospice	91	79	14	7,802
HOS2034	Lee	Community Home Care and Hospice	35	29	19	5,480
HC4027	Robeson	Amedisys Hospice Care	38	29	9	2,946
HOS3147	Wake	Amedisys Hospice	45	31	9	2,899
HC0427	Moore	FirstHealth Hospice & Palliative Care	41	25	4	2,237
HOS2281	Wake	Heartland Home Health Care and Hospice	5	2	1	945
HOS4746	Cumberland	PruittHealth Hospice - Fayetteville*	2	2	0	743
HOS0370	Chatham	UNC Hospice	13	12	1	714
HOS4477	Moore	FirstHealth Hospice House	24	21	1	182
HOS3149	Chatham	Liberty Home Care and Hospice	0	1	0	113
HOS4907	Chatham	SECU Jim & Betsy Bryan Hospice Home of UNC Health Care	16	14	2	73
HC0393	Nash	Hospice and Palliative Care of Nash General Hospital	0	1	0	69
HOS4736	Randolph	Hospice of Randolph County	1	1	0	2
<b>TOTALS:</b>			<b>311</b>	<b>247</b>	<b>60</b>	<b>24,205</b>

## PROVIDERS SERVING RESIDENTS OF LENOIR COUNTY

HOS2984	Lenoir	Community Home Care & Hospice	71	46	10	6,725
HC0195	Lenoir	3HC	92	63	15	6,353
HOS3261	Lenoir	Continuum Home Care & Hospice of Lenoir County	20	16	3	2,676
HOS3345	Pitt	PruittHealth Hospice - Eastern Carolina*	22	16	8	1,224
HOS0331	Pitt	AseraCare Hospice	8	7	5	1,090



LICENSE NUMBER	FACILITY COUNTY	FACILITY	ADMITS	DEATHS	DC ALIVE	DAYS OF CARE
HC0228	Wayne	3HC	30	25	2	779
HC2361	Wayne	Community Home Care and Hospice	5	4	0	355
HOS1711	Pitt	Vidant Home Health and Hospice	8	5	1	225
HC0053	Duplin	Vidant Home Health and Hospice	4	3	2	175
HOS4088	Johnston	SECU Hospice House of Johnston Health	1	1	0	1
HOS2996	Pitt	Community Home Care and Hospice	1	0	0	0
<b>TOTALS:</b>			<b>262</b>	<b>186</b>	<b>46</b>	<b>19,603</b>

#### PROVIDERS SERVING RESIDENTS OF LINCOLN COUNTY

HOS0389	Lincoln	Hospice & Palliative Care Lincoln County	262	240	33	26,898
HOS0367	Catawba	Carolina Caring, INC.	61	46	4	5,047
HC0812	Gaston	Hospice of Gaston County, INC.	14	8	4	1,139
HOS1445	Mecklenburg	Novant Health Hospice	44	39	1	764
HOS0371	Cleveland	Hospice Cleveland County	10	5	3	728
HOS4436	Mecklenburg	Hospice & Palliative Care Charlotte Region	36	35	0	218
HOS1338	Iredell	Hospice of Iredell County, INC.	0	1	0	200
HOS1702	Mecklenburg	Hospice & Palliative Care Lake Norman	0	1	0	150
HOS0363	Avery	Medi Home Hospice	1	1	1	37
HOS1122	Watauga	Medi Home Health and Hospice	1	1	0	27
HOS3132	Mecklenburg	Hospice & Palliative Care Charlotte Region	1	0	1	20
HOS3273	Iredell	Community Home Care and Hospice	1	1	0	14
HOS3084	Davie	Trellis Supportive Care	1	1	0	1
<b>TOTALS:</b>			<b>432</b>	<b>379</b>	<b>47</b>	<b>35,243</b>

#### PROVIDERS SERVING RESIDENTS OF MACON COUNTY

HOS0390	Macon	Four Seasons Compassion for Life	118	99	6	9,136
HC0324	Macon	CarePartners Home Care & Hospice	126	107	14	6,837
HOS4650	Jackson	Harris Palliative Care and Hospice	13	8	4	958
HOS2143	Henderson	Four Seasons Compassion for Life	2	15	0	165
HOS0113	Buncombe	CarePartners Hospice & Palliative Care Services	11	9	2	100
HOS5091	Clay	Good Shepherd Hospice	2	0	2	44
HOS0386	Henderson	Four Seasons Compassion for Life	0	0	0	1
<b>TOTALS:</b>			<b>272</b>	<b>238</b>	<b>28</b>	<b>17,241</b>

#### PROVIDERS SERVING RESIDENTS OF MADISON COUNTY

HOS0113	Buncombe	CarePartners Hospice & Palliative Care Services	86	82	6	5,930
HC0419	Madison	Madison Home Care & Hospice	31	23	12	2,744
HOS1027	Yancey	Compassionate Care Western North Carolina	4	1	1	1,023
HOS0832	Mitchell	Hospice & Palliative Care of the Blue Ridge, INC.	0	1	0	172

LICENSE NUMBER	FACILITY COUNTY	FACILITY	ADMITS	DEATHS	DC ALIVE	DAYS OF CARE
HOS0386	Henderson	Four Seasons Compassion for Life	1	0	0	85
<b>TOTALS:</b>			<b>122</b>	<b>107</b>	<b>19</b>	<b>9,954</b>

#### PROVIDERS SERVING RESIDENTS OF MARTIN COUNTY

HOS3008	Martin	Community Home Care & Hospice	56	54	13	5,169
HOS4596	Washington	Amedisys Hospice Care	20	7	2	1,969
HOS4887	Edgecombe	Kindred Hospice	0	2	1	681
HOS1711	Pitt	Vidant Home Health and Hospice	17	15	0	303
HOS0331	Pitt	AseraCare Hospice	2	2	0	17
HOS3269	Nash	PruittHealth Hospice - Rocky Mount*	0	1	0	13
HOS4907	Chatham	SECU Jim & Betsy Bryan Hospice Home of UNC Health Care	1	1	0	4
<b>TOTALS:</b>			<b>96</b>	<b>82</b>	<b>16</b>	<b>8,156</b>

#### PROVIDERS SERVING RESIDENTS OF MCDOWELL COUNTY

HOS1153	McDowell	CarePartners Hospice & Palliative Care McDowell	143	127	26	14,969
HOS0400	Rutherford	Hospice of the Carolina Foothills	55	48	11	7,336
HOS0363	Avery	Medi Home Hospice	12	13	3	1,440
HOS0367	Catawba	Carolina Caring, INC.	6	1	3	1,236
HOS0832	Mitchell	Hospice & Palliative Care of the Blue Ridge, INC.	5	6	0	943
HOS0364	Burke	Burke Hospice and Palliative Care, INC.	8	8	3	869
HOS0113	Buncombe	CarePartners Hospice & Palliative Care Services	42	40	4	710
HOS1603	Forsyth	Kate B. Reynolds Hospice Home	1	1	0	16
<b>TOTALS:</b>			<b>272</b>	<b>244</b>	<b>50</b>	<b>27,519</b>

#### PROVIDERS SERVING RESIDENTS OF MECKLENBURG COUNTY

HOS3132	Mecklenburg	Hospice & Palliative Care Charlotte Region	1,599	1364	192	156,157
HOS1445	Mecklenburg	Novant Health Hospice	1,108	920	83	41,064
HOS1702	Mecklenburg	Hospice & Palliative Care Lake Norman	274	229	36	27,393
HOS3116	Union	Community Home Care and Hospice	129	98	34	16,227
HOS0405	Union	Hospice of Union County	106	109	19	10,863
HOS3064	Anson	Liberty Home Care and Hospice	68	46	9	7,895
HOS0365	Cabarrus	Hospice and Palliative Care of Cabarrus County	33	44	5	4,506
HOS0367	Catawba	Carolina Caring, INC.	52	29	5	4,391
HOS4436	Mecklenburg	Hospice & Palliative Care Charlotte Region	319	319	8	4,065
HOS1338	Iredell	Hospice of Iredell County, INC.	11	7	0	1,790
HOS4413	Wilkes	PruittHealth Hospice - Wilkes*	17	14	2	1,263
HOS0389	Lincoln	Hospice & Palliative Care Lincoln County	1	0	0	229
HC0812	Gaston	Hospice of Gaston County, INC.	6	3	2	167
HOS3389	Cabarrus	Hospice & Palliative Care of Cabarrus County	5	7	0	155

LICENSE NUMBER	FACILITY COUNTY	FACILITY	ADMITS	DEATHS	DC ALIVE	DAYS OF CARE
HOS4599	Rowan	Novant Health Hospice	3	3	0	122
HOS0113	Buncombe	CarePartners Hospice & Palliative Care Services	1	1	1	120
HOS3181	Iredell	Gordon Hospice House	7	12	0	60
HC0427	Moore	FirstHealth Hospice & Palliative Care	1	1	0	10
HOS3273	Iredell	Community Home Care and Hospice	1	1	0	9
HOS1581	Guilford	Hospice of the Piedmont, INC.	1	1	0	6
HOS0371	Cleveland	Hospice Cleveland County	1	0	0	5
HOS0416	New Hanover	Lower Cape Fear and LifeCare Center	1	1	0	4
<b>TOTALS:</b>			<b>3,744</b>	<b>3,209</b>	<b>396</b>	<b>276,501</b>

## PROVIDERS SERVING RESIDENTS OF MITCHELL COUNTY

HOS0832	Mitchell	Hospice & Palliative Care of the Blue Ridge, INC.	156	136	29	23,896
HOS1027	Yancey	Compassionate Care Western North Carolina	13	9	4	1,650
HOS0363	Avery	Medi Home Hospice	8	8	5	982
HOS0113	Buncombe	CarePartners Hospice & Palliative Care Services	8	8	1	83
HOS1153	McDowell	CarePartners Hospice & Palliative Care McDowell	1	0	0	3
HOS3084	Davie	Trellis Supportive Care	1	1	0	1
<b>TOTALS:</b>			<b>187</b>	<b>162</b>	<b>39</b>	<b>26,615</b>

## PROVIDERS SERVING RESIDENTS OF MONTGOMERY COUNTY

HC0427	Moore	FirstHealth Hospice & Palliative Care	62	56	3	6,233
HOS3199	Montgomery	Community Home Care and Hospice	46	45	13	5,040
HOS4736	Randolph	Hospice of Randolph County	24	24	1	2,473
HC0424	Richmond	Richmond County Hospice, INC.	16	9	2	1,365
HOS0402	Stanly	Hospice of Stanly County, INC.	7	12	0	669
HOS3007	Richmond	Community Home Care and Hospice	1	0	0	365
HOS0405	Union	Hospice of Union County	0	0	0	265
HOS4477	Moore	FirstHealth Hospice House	37	41	2	260
HOS3050	Moore	Liberty Home Care and Hospice	6	3	3	257
HC0359	Cumberland	HealthKeeperz	1	1	0	66
HOS0372	Davidson	Hospice of Davidson County, INC.	1	1	0	38
HOS3084	Davie	Trellis Supportive Care	1	1	0	1
<b>TOTALS:</b>			<b>202</b>	<b>193</b>	<b>24</b>	<b>17,032</b>

## PROVIDERS SERVING RESIDENTS OF MOORE COUNTY

HC0427	Moore	FirstHealth Hospice & Palliative Care	407	292	23	52,305
HOS3050	Moore	Liberty Home Care and Hospice	66	54	6	7,561
HOS3007	Richmond	Community Home Care and Hospice	17	14	6	2,973
HOS4477	Moore	FirstHealth Hospice House	241	305	2	2,140

LICENSE NUMBER	FACILITY COUNTY	FACILITY	ADMITS	DEATHS	DC ALIVE	DAYS OF CARE
HC4027	Robeson	Amedisys Hospice Care	13	7	5	1,122
HC0424	Richmond	Richmond County Hospice, INC.	17	11	0	971
HC0359	Cumberland	HealthKeeperz	11	7	6	778
HOS4746	Cumberland	PruittHealth Hospice - Fayetteville*	3	4	3	510
HOS3199	Montgomery	Community Home Care and Hospice	2	1	1	461
HOS4736	Randolph	Hospice of Randolph County	9	8	0	256
HOS2060	Robeson	Community Home Care and Hospice	0	1	1	45
HOS2034	Lee	Community Home Care and Hospice	1	0	0	11
HOS3031	Scotland	Scotland Regional Hospice	0	0	1	10
HOS1603	Forsyth	Kate B. Reynolds Hospice Home	1	1	0	2
HOS0414	Brunswick	Lower Cape Fear LifeCare Center	1	0	0	1
<b>TOTALS:</b>			<b>789</b>	<b>705</b>	<b>54</b>	<b>69,146</b>

## PROVIDERS SERVING RESIDENTS OF NASH COUNTY

HC0393	Nash	Hospice and Palliative Care of Nash General Hospital	180	171	19	9,939
HOS2424	Nash	Community Home Care & Hospice	108	91	29	9,584
HOS3269	Nash	PruittHealth Hospice - Rocky Mount*	27	15	16	3,264
HC0508	Wilson	3HC	35	20	18	2,965
HOS4887	Edgecombe	Kindred Hospice	13	11	1	2,807
HOS2281	Wake	Heartland Home Health Care and Hospice	12	6	0	2,268
HOS3826	Franklin	Amedisys Hospice	20	13	5	1,215
HOS0331	Pitt	AseraCare Hospice	7	6	0	640
HOS3125	Franklin	Transitions LifeCare	3	3	0	390
HOS2241	Wilson	Community Home Care & Hospice	6	3	0	163
HOS4791	Granville	Kindred Hospice	1	0	1	72
HOS0408	Wilson	Hospice of Wilson Medical Center	5	4	0	70
HOS4088	Johnston	SECU Hospice House of Johnston Health	7	4	1	64
HOS3147	Wake	Amedisys Hospice	2	2	0	50
HOS3058	Wake	Liberty Home Care and Hospice	1	1	0	39
HOS2135	Johnston	Community Home Care & Hospice	1	0	0	36
HC0228	Wayne	3HC	2	4	0	19
HOS2561	Vance	Community Home Care & Hospice	1	1	0	7
HOS0416	New Hanover	Lower Cape Fear and LifeCare Center	1	0	0	3
HOS0113	Buncombe	CarePartners Hospice & Palliative Care Services	1	1	0	2
<b>TOTALS:</b>			<b>433</b>	<b>356</b>	<b>90</b>	<b>33,597</b>

## PROVIDERS SERVING RESIDENTS OF NEW HANOVER COUNTY

HOS0416	New Hanover	Lower Cape Fear and LifeCare Center	1,091	1,021	94	54,266
HOS2008	New Hanover	Liberty Home Care and Hospice	68	61	9	9,856
HOS3010	Brunswick	Community Home Care and Hospice	15	14	6	4,328

LICENSE NUMBER	FACILITY COUNTY	FACILITY	ADMITS	DEATHS	DC ALIVE	DAYS OF CARE
HOS4018	Brunswick	Amedisys Hospice Care	42	21	4	3,153
HOS3059	Pender	Liberty Home Care and Hospice	1	1	1	375
HOS2007	Columbus	Liberty Home Care and Hospice	2	0	0	368
<b>TOTALS:</b>			<b>1,219</b>	<b>1,118</b>	<b>114</b>	<b>72,346</b>

## PROVIDERS SERVING RESIDENTS OF NORTHAMPTON COUNTY

HOS3009	Halifax	Community Home Care and Hospice	52	45	14	4,388
HOS3269	Nash	PruittHealth Hospice - Rocky Mount*	14	14	7	2,895
HOS0425	Hertford	Vidant Home Health and Hospice	13	12	1	512
HOS4887	Edgecombe	Kindred Hospice	7	4	4	320
<b>TOTALS:</b>			<b>86</b>	<b>75</b>	<b>26</b>	<b>8,115</b>

## PROVIDERS SERVING RESIDENTS OF ONSLOW COUNTY

HOS3052	Pender	Lower Cape Fear and LifeCare Center	196	193	19	12,806
HOS3006	Onslow	Community Home Care and Hospice	136	103	26	12,505
HC1209	Onslow	Continuum Home Care and Hospice	90	63	19	5,548
HC0531	Onslow	Onslow County Home Health and Hospice	33	30	4	1,303
HC0506	Jones	3HC	24	16	1	1,058
HOS3347	Craven	PruittHealth Hospice - New Bern*	3	0	1	450
HC0053	Duplin	Vidant Home Health and Hospice	6	8	1	361
HOS4623	Carteret	SECU Crystal Coast Hospice House	2	0	0	54
HOS3059	Pender	Liberty Home Care and Hospice	1	1	0	45
HOS4018	Brunswick	Amedisys Hospice Care	3	3	0	27
HOS3010	Brunswick	Community Home Care and Hospice	1	0	1	21
HOS0613	Carteret	Carteret Health Care Home Health & Hospice	1	1	0	13
HOS4088	Johnston	SECU Hospice House of Johnston Health	1	1	0	4
<b>TOTALS:</b>			<b>497</b>	<b>419</b>	<b>72</b>	<b>34,195</b>

## PROVIDERS SERVING RESIDENTS OF ORANGE COUNTY

HOS0370	Chatham	UNC Hospice	178	134	27	13,301
HOS2281	Wake	Heartland Home Health Care and Hospice	35	19	4	8,505
HC0361	Alamance	Hospice and Palliative Care Center of Alamance Caswell	64	61	12	8,461
HOS0021	Durham	Duke Hospice	56	50	10	5,441
HOS3147	Wake	Amedisys Hospice	48	30	9	3,635
HOS3304	Durham	Liberty Home Care and Hospice	28	20	4	2,475
HOS3135	Chatham	Transitions LifeCare	18	16	2	1,459
HOS2223	Wake	Community Home Care & Hospice	0	1	1	1,064
HOS4907	Chatham	SECU Jim & Betsy Bryan Hospice Home of UNC Health Care	75	66	7	994
HOS3063	Alamance	Community Home Care and Hospice	7	1	4	571

LICENSE NUMBER	FACILITY COUNTY	FACILITY	ADMITS	DEATHS	DC ALIVE	DAYS OF CARE
HOS3149	Chatham	Liberty Home Care and Hospice	1	0	1	373
HOS3269	Nash	PruittHealth Hospice - Rocky Mount*	8	3	2	325
HOS3793	Durham	Duke Hospice, Hock Family Pavilion	28	28	1	131
HOS3823	Alamance	Amedisys Hospice	3	3	0	77
HOS3826	Franklin	Amedisys Hospice	1	1	0	37
HOS3049	Alamance	Liberty Home Care and Hospice	1	1	0	20
HOS3058	Wake	Liberty Home Care and Hospice	1	1	0	10
HOS1445	Mecklenburg	Novant Health Hospice	1	1	0	9
HOS1581	Guilford	Hospice of the Piedmont, INC.	1	1	0	4
<b>TOTALS:</b>			<b>554</b>	<b>437</b>	<b>84</b>	<b>46,892</b>

## PROVIDERS SERVING RESIDENTS OF PAMLICO COUNTY

HOS2302	Craven	Community Hospice, LLC.	20	11	11	2,499
HOS0394	Pamlico	Hospice of Pamlico County, INC.	47	31	8	1,843
HOS3238	Craven	Continuum Home Care & Hospice of Craven County	8	5	1	583
HOS3347	Craven	PruittHealth Hospice - New Bern*	4	4	0	188
HOS4682	Craven	Craven County Hospice	1	0	0	82
HOS0113	Buncombe	CarePartners Hospice & Palliative Care Services	1	1	0	5
<b>TOTALS:</b>			<b>81</b>	<b>52</b>	<b>20</b>	<b>5,200</b>

## PROVIDERS SERVING RESIDENTS OF PASQUOTANK COUNTY

HOS1677	Pasquotank	Albemarle Home Care and Hospice	157	132	20	6,863
HOS3301	Pasquotank	Community Home Care and Hospice	101	85	9	4,540
HOS4596	Washington	Amedisys Hospice Care	9	6	0	1,077
<b>TOTALS:</b>			<b>267</b>	<b>223</b>	<b>29</b>	<b>12,480</b>

## PROVIDERS SERVING RESIDENTS OF PENDER COUNTY

HOS3052	Pender	Lower Cape Fear and LifeCare Center	231	222	16	9,865
HOS3010	Brunswick	Community Home Care and Hospice	15	5	5	2,742
HOS4018	Brunswick	Amedisys Hospice Care	15	9	2	1,079
HOS3059	Pender	Liberty Home Care and Hospice	13	5	3	750
HOS2006	Brunswick	Liberty Home Care and Hospice	0	0	0	375
HOS2008	New Hanover	Liberty Home Care and Hospice	1	0	0	342
HC1209	Onslow	Continuum Home Care and Hospice	0	0	1	86
HOS0113	Buncombe	CarePartners Hospice & Palliative Care Services	1	1	0	9
HOS3006	Onslow	Community Home Care and Hospice	1	0	1	2
<b>TOTALS:</b>			<b>277</b>	<b>242</b>	<b>28</b>	<b>15,250</b>

LICENSE NUMBER	FACILITY COUNTY	FACILITY	ADMITS	DEATHS	DC ALIVE	DAYS OF CARE
<b>PROVIDERS SERVING RESIDENTS OF PERQUIMANS COUNTY</b>						
HOS1677	Pasquotank	Albemarle Home Care and Hospice	41	36	4	2,608
HOS3301	Pasquotank	Community Home Care and Hospice	17	19	0	1,383
HOS4596	Washington	Amedisys Hospice Care	8	5	0	494
HOS0425	Hertford	Vidant Home Health and Hospice	1	1	0	12
<b>TOTALS:</b>			<b>67</b>	<b>61</b>	<b>4</b>	<b>4,497</b>

<b>PROVIDERS SERVING RESIDENTS OF PERSON COUNTY</b>						
HOS3826	Franklin	Amedisys Hospice	99	72	15	12,309
HOS0021	Durham	Duke Hospice	42	40	8	3,289
HC0533	Person	Medi Home Health & Hospice	25	15	4	1,659
HOS4791	Granville	Kindred Hospice	15	11	3	1,085
HOS3304	Durham	Liberty Home Care and Hospice	15	12	3	943
HOS2223	Wake	Community Home Care & Hospice	0	0	2	451
HOS2281	Wake	Heartland Home Health Care and Hospice	1	1	0	189
HOS3793	Durham	Duke Hospice, Hock Family Pavilion	20	20	0	168
HOS3063	Alamance	Community Home Care and Hospice	1	1	2	128
HOS3823	Alamance	Amedisys Hospice	1	1	0	46
HOS3269	Nash	PruittHealth Hospice - Rocky Mount*	1	1	0	35
HOS4907	Chatham	SECU Jim & Betsy Bryan Hospice Home of UNC Health Care	2	2	0	13
HC0361	Alamance	Hospice and Palliative Care Center of Alamance Caswell	2	1	0	4
<b>TOTALS:</b>			<b>224</b>	<b>177</b>	<b>37</b>	<b>20,319</b>

<b>PROVIDERS SERVING RESIDENTS OF PITT COUNTY</b>						
HOS2996	Pitt	Community Home Care and Hospice	217	185	38	19,213
HOS0331	Pitt	AseraCare Hospice	81	93	8	9,407
HC0509	Pitt	3HC	82	64	16	6,417
HOS3345	Pitt	PruittHealth Hospice - Eastern Carolina*	41	41	4	4,893
HOS1711	Pitt	Vidant Home Health and Hospice	127	115	12	3,829
HOS4887	Edgecombe	Kindred Hospice	0	5	8	2,935
HOS4596	Washington	Amedisys Hospice Care	17	4	3	1,966
HOS3261	Lenoir	Continuum Home Care & Hospice of Lenoir County	7	4	1	228
HOS2984	Lenoir	Community Home Care & Hospice	1	2	0	119
HC0228	Wayne	3HC	4	1	0	55
HOS2302	Craven	Community Hospice, LLC.	0	1	0	31
HOS2516	Beaufort	Community Home Care & Hospice	0	1	0	25
HOS4088	Johnston	SECU Hospice House of Johnston Health	2	1	1	9
HC0195	Lenoir	3HC	2	1	1	8
HC0508	Wilson	3HC	1	0	0	1

LICENSE NUMBER	FACILITY COUNTY	FACILITY	ADMITS	DEATHS	DC ALIVE	DAYS OF CARE
<b>TOTALS:</b>			<b>582</b>	<b>518</b>	<b>92</b>	<b>49,136</b>

#### PROVIDERS SERVING RESIDENTS OF POLK COUNTY

HOS0396	Polk	Hospice of the Carolina Foothills	189	153	7	13,260
HOS0386	Henderson	Four Seasons Compassion for Life	21	18	3	1,189
HOS2143	Henderson	Four Seasons Compassion for Life	9	12	1	143
HOS0371	Cleveland	Hospice Cleveland County	0	1	0	62
HOS0113	Buncombe	CarePartners Hospice & Palliative Care Services	2	2	0	23
<b>TOTALS:</b>			<b>221</b>	<b>186</b>	<b>11</b>	<b>14,677</b>

#### PROVIDERS SERVING RESIDENTS OF RANDOLPH COUNTY

HOS4736	Randolph	Hospice of Randolph County	541	551	35	44,820
HOS3075	Randolph	Community Home Care and Hospice	52	49	10	15,380
HOS1581	Guilford	Hospice of the Piedmont, INC.	128	116	3	7,706
HOS4413	Wilkes	PruittHealth Hospice - Wilkes*	7	4	3	1,833
HOS3149	Chatham	Liberty Home Care and Hospice	6	4	1	750
HOS0372	Davidson	Hospice of Davidson County, INC.	23	21	1	595
HOS3823	Alamance	Amedisys Hospice	5	3	0	589
HC0374	Guilford	Hospice and Palliative Care of Greensboro	7	6	0	489
HC0361	Alamance	Hospice and Palliative Care Center of Alamance Caswell	3	3	1	415
HOS3199	Montgomery	Community Home Care and Hospice	0	0	0	352
HOS1603	Forsyth	Kate B. Reynolds Hospice Home	2	2	0	83
HOS0370	Chatham	UNC Hospice	1	1	0	18
HOS4614	Forsyth	Trellis Supportive Care	2	2	0	15
HOS4477	Moore	FirstHealth Hospice House	3	3	0	14
HC0427	Moore	FirstHealth Hospice & Palliative Care	1	0	0	6
<b>TOTALS:</b>			<b>781</b>	<b>765</b>	<b>54</b>	<b>73,065</b>

#### PROVIDERS SERVING RESIDENTS OF RICHMOND COUNTY

HC0424	Richmond	Richmond County Hospice, INC.	209	70	36	18,629
HOS3007	Richmond	Community Home Care and Hospice	53	39	27	15,435
HOS2138	Richmond	Hospice Haven of Richmond County	207	159	42	1,823
HOS3050	Moore	Liberty Home Care and Hospice	12	10	3	1,628
HC0427	Moore	FirstHealth Hospice & Palliative Care	6	3	0	1,054
HOS3031	Scotland	Scotland Regional Hospice	6	3	1	777
HC0359	Cumberland	HealthKeeperz	8	4	5	771
HOS4746	Cumberland	PruittHealth Hospice - Fayetteville*	11	9	1	531
HC4027	Robeson	Amedisys Hospice Care	4	3	1	229
HOS3064	Anson	Liberty Home Care and Hospice	0	0	1	201



LICENSE NUMBER	FACILITY COUNTY	FACILITY	ADMITS	DEATHS	DC ALIVE	DAYS OF CARE
HOS4477	Moore	FirstHealth Hospice House	18	17	0	80
<b>TOTALS:</b>			<b>534</b>	<b>317</b>	<b>117</b>	<b>41,158</b>

## PROVIDERS SERVING RESIDENTS OF ROBESON COUNTY

HOS2060	Robeson	Community Home Care and Hospice	154	121	44	33,893
HC0359	Cumberland	HealthKeeperz	70	49	30	8,297
HC4027	Robeson	Amedisys Hospice Care	40	25	2	7,791
HOS1599	Robeson	Southeastern Hospice	187	164	22	6,550
HOS3066	Robeson	Liberty Home Care and Hospice	82	59	10	6,486
HOS3031	Scotland	Scotland Regional Hospice	45	20	10	3,370
HOS2290	Hoke	Liberty Home Care and Hospice	8	9	0	753
HOS2861	Robeson	Medi Home Hospice	40	19	13	746
HOS4799	Cumberland	Cape Fear Valley Hospice and Palliative Care	9	6	1	431
HOS2003	Bladen	Liberty Home Care and Hospice	1	1	0	240
HC1331	Cumberland	Community Home Care and Hospice	7	2	1	232
HOS4746	Cumberland	PruittHealth Hospice - Fayetteville*	0	2	0	78
HOS3086	Lee	Liberty Home Care and Hospice	1	1	0	48
HOS4477	Moore	FirstHealth Hospice House	6	6	0	25
HOS0417	Columbus	Lower Cape Fear Hospice and Life CareCenter	4	3	0	23
HOS2007	Columbus	Liberty Home Care and Hospice	1	1	0	22
HOS4736	Randolph	Hospice of Randolph County	1	1	0	2
<b>TOTALS:</b>			<b>656</b>	<b>489</b>	<b>133</b>	<b>68,987</b>

## PROVIDERS SERVING RESIDENTS OF ROCKINGHAM COUNTY

HOS0398	Rockingham	Hospice of Rockingham County, INC.	510	459	43	20,444
HOS3063	Alamance	Community Home Care and Hospice	8	7	10	2,763
HOS3823	Alamance	Amedisys Hospice	32	16	9	2,643
HC0374	Guilford	Hospice and Palliative Care of Greensboro	13	14	4	1,188
HOS4413	Wilkes	PruittHealth Hospice - Wilkes*	4	2	0	874
HOS3148	Guilford	Hospice & Palliative Care of Greensboro	7	4	1	801
HOS3295	Stokes	Trellis Supportive Care	15	9	4	520
HC0361	Alamance	Hospice and Palliative Care Center of Alamance Caswell	3	2	0	233
HOS1303	Surry	Mountain Valley Hospice and Palliative Care	3	1	1	183
HOS1581	Guilford	Hospice of the Piedmont, INC.	3	2	0	143
HOS1603	Forsyth	Kate B. Reynolds Hospice Home	3	3	0	57
HOS4909	Yadkin	Mountain Valley Hospice and Palliative Care	0	1	0	13
HOS3049	Alamance	Liberty Home Care and Hospice	0	1	0	3
HOS3075	Randolph	Community Home Care and Hospice	1	0	0	0
<b>TOTALS:</b>			<b>602</b>	<b>521</b>	<b>72</b>	<b>29,865</b>

LICENSE NUMBER	FACILITY COUNTY	FACILITY	ADMITS	DEATHS	DC ALIVE	DAYS OF CARE
<b>PROVIDERS SERVING RESIDENTS OF ROWAN COUNTY</b>						
HOS2425	Rowan	Trellis Supportive Care Rowan	248	212	29	18,946
HOS4599	Rowan	Novant Health Hospice	330	288	26	10,052
HOS0365	Cabarrus	Hospice and Palliative Care of Cabarrus County	25	22	4	2,081
HOS4413	Wilkes	PruittHealth Hospice - Wilkes*	25	31	2	1,819
HOS0367	Catawba	Carolina Caring, INC.	27	16	6	1,700
HOS3273	Iredell	Community Home Care and Hospice	7	8	4	1,088
HOS3051	Davidson	Liberty Home Care and Hospice	13	14	2	789
HOS3199	Montgomery	Community Home Care and Hospice	7	2	1	546
HOS3389	Cabarrus	Hospice & Palliative Care of Cabarrus County	6	10	0	381
HOS0372	Davidson	Hospice of Davidson County, INC.	7	5	2	365
HOS3116	Union	Community Home Care and Hospice	1	0	0	328
HOS3064	Anson	Liberty Home Care and Hospice	1	0	0	230
HOS0387	Iredell	Hospice of Iredell County, INC.	3	2	0	230
HOS1445	Mecklenburg	Novant Health Hospice	8	7	0	209
HOS1338	Iredell	Hospice of Iredell County, INC.	6	2	1	200
HOS1603	Forsyth	Kate B. Reynolds Hospice Home	15	7	8	101
HOS3181	Iredell	Gordon Hospice House	3	5	0	22
HOS0402	Stanly	Hospice of Stanly County, INC.	1	2	0	16
HOS4436	Mecklenburg	Hospice & Palliative Care Charlotte Region	1	1	0	5
HOS4736	Randolph	Hospice of Randolph County	1	1	0	3
HOS0416	New Hanover	Lower Cape Fear and LifeCare Center	1	1	0	2
HOS0113	Buncombe	CarePartners Hospice & Palliative Care Services	1	1	0	2
HOS3084	Davie	Trellis Supportive Care	1	1	0	1
<b>TOTALS:</b>			<b>738</b>	<b>638</b>	<b>85</b>	<b>39,116</b>

<b>PROVIDERS SERVING RESIDENTS OF RUTHERFORD COUNTY</b>						
HOS0400	Rutherford	Hospice of the Carolina Foothills	473	458	60	42,439
HOS0386	Henderson	Four Seasons Compassion for Life	5	3	1	429
HOS0371	Cleveland	Hospice Cleveland County	7	3	0	147
HOS1153	McDowell	CarePartners Hospice & Palliative Care McDowell	0	1	1	49
HOS2143	Henderson	Four Seasons Compassion for Life	3	4	0	41
HOS0113	Buncombe	CarePartners Hospice & Palliative Care Services	1	1	0	3
HOS3084	Davie	Trellis Supportive Care	1	1	0	2
<b>TOTALS:</b>			<b>490</b>	<b>471</b>	<b>62</b>	<b>43,110</b>

<b>PROVIDERS SERVING RESIDENTS OF SAMPSON COUNTY</b>						
HOS3054	Sampson	Liberty Home Care and Hospice	85	60	12	6,890
HC1844	Sampson	Community Home Care and Hospice	48	34	11	5,658

LICENSE NUMBER	FACILITY COUNTY	FACILITY	ADMITS	DEATHS	DC ALIVE	DAYS OF CARE
HC0255	Sampson	3HC	75	55	10	5,439
HOS4799	Cumberland	Cape Fear Valley Hospice and Palliative Care	19	19	2	1,172
HOS0375	Harnett	Transitions LifeCare	0	1	1	381
HOS0415	Bladen	Lower Cape Fear and LifeCare Center	10	4	1	360
HC0359	Cumberland	HealthKeeperz	1	0	0	277
HOS2004	Cumberland	Liberty Home Care and Hospice	4	2	1	234
HOS4746	Cumberland	PruittHealth Hospice - Fayetteville*	4	4	1	113
HC0228	Wayne	3HC	15	11	1	91
HOS3067	Harnett	Liberty Home Care and Hospice	4	3	1	82
HC0053	Duplin	Vidant Home Health and Hospice	4	2	1	74
HOS4088	Johnston	SECU Hospice House of Johnston Health	10	7	3	73
HOS3069	Johnston	Liberty Home Care and Hospice	1	1	1	70
HC4027	Robeson	Amedisys Hospice Care	3	3	0	58
HC0195	Lenoir	3HC	1	0	0	57
HOS2007	Columbus	Liberty Home Care and Hospice	1	1	0	57
HOS4907	Chatham	SECU Jim & Betsy Bryan Hospice Home of UNC Health Care	2	2	0	54
HC0507	Johnston	3HC	0	0	0	8
HOS0113	Buncombe	CarePartners Hospice & Palliative Care Services	1	1	0	8
HC1331	Cumberland	Community Home Care and Hospice	2	1	0	8
HOS3011	Columbus	Community Home Care and Hospice	0	1	0	6
HOS2861	Robeson	Medi Home Hospice	1	1	0	3
<b>TOTALS:</b>			<b>291</b>	<b>213</b>	<b>46</b>	<b>21,173</b>

#### PROVIDERS SERVING RESIDENTS OF SCOTLAND COUNTY

HOS3031	Scotland	Scotland Regional Hospice	217	236	20	13,503
HOS2060	Robeson	Community Home Care and Hospice	6	3	2	1,205
HC0359	Cumberland	HealthKeeperz	13	8	4	1,165
HOS2290	Hoke	Liberty Home Care and Hospice	9	6	2	780
HOS3007	Richmond	Community Home Care and Hospice	5	0	4	546
HC4027	Robeson	Amedisys Hospice Care	2	1	0	19
HOS4477	Moore	FirstHealth Hospice House	3	3	0	15
HOS0414	Brunswick	Lower Cape Fear LifeCare Center	1	1	0	9
<b>TOTALS:</b>			<b>256</b>	<b>258</b>	<b>32</b>	<b>17,242</b>

#### PROVIDERS SERVING RESIDENTS OF STANLY COUNTY

HOS0402	Stanly	Hospice of Stanly County, INC.	171	153	14	16,649
HOS3199	Montgomery	Community Home Care and Hospice	98	0	16	7,413
HOS0365	Cabarrus	Hospice and Palliative Care of Cabarrus County	26	32	5	1,477
HOS1445	Mecklenburg	Novant Health Hospice	8	7	0	298
HOS3389	Cabarrus	Hospice & Palliative Care of Cabarrus County	11	13	0	205

LICENSE NUMBER	FACILITY COUNTY	FACILITY	ADMITS	DEATHS	DC ALIVE	DAYS OF CARE
HOS4599	Rowan	Novant Health Hospice	12	10	1	122
HOS0372	Davidson	Hospice of Davidson County, INC.	2	2	0	52
HOS0405	Union	Hospice of Union County	2	2	1	40
HOS4436	Mecklenburg	Hospice & Palliative Care Charlotte Region	3	3	0	31
HOS4736	Randolph	Hospice of Randolph County	0	2	0	23
HOS2425	Rowan	Trellis Supportive Care Rowan	1	1	0	9
<b>TOTALS:</b>			<b>334</b>	<b>225</b>	<b>37</b>	<b>26,319</b>

## PROVIDERS SERVING RESIDENTS OF STOKES COUNTY

HOS3295	Stokes	Trellis Supportive Care	165	139	21	12,457
HOS1303	Surry	Mountain Valley Hospice and Palliative Care	113	73	10	9,632
HOS4413	Wilkes	PruittHealth Hospice - Wilkes*	9	9	2	1,120
HOS1603	Forsyth	Kate B. Reynolds Hospice Home	42	56	4	572
HOS3796	Surry	Mountain Valley Hospice and Palliative Care	16	30	0	385
HOS0398	Rockingham	Hospice of Rockingham County, INC.	4	3	0	375
HOS3273	Iredell	Community Home Care and Hospice	2	2	2	294
HOS4614	Forsyth	Trellis Supportive Care	1	1	0	120
HOS1581	Guilford	Hospice of the Piedmont, INC.	1	0	0	26
HOS1445	Mecklenburg	Novant Health Hospice	1	1	0	12
HOS4909	Yadkin	Mountain Valley Hospice and Palliative Care	1	0	1	3
<b>TOTALS:</b>			<b>355</b>	<b>314</b>	<b>40</b>	<b>24,996</b>

## PROVIDERS SERVING RESIDENTS OF SURRY COUNTY

HOS0404	Surry	Mountain Valley Hospice and Palliative Care	271	185	20	34,548
HOS1001	Surry	Mountain Valley Hospice and Palliative Care	77	60	10	6,986
HOS1303	Surry	Mountain Valley Hospice and Palliative Care	54	28	1	5,770
HOS3796	Surry	Mountain Valley Hospice and Palliative Care	161	226	19	3,101
HOS4413	Wilkes	PruittHealth Hospice - Wilkes*	18	18	2	1,598
HOS3295	Stokes	Trellis Supportive Care	9	5	2	879
HOS0407	Wilkes	Wake Forest Baptist Health Care at Home, Hospice-Wilkes	1	2	3	560
HOS1123	Alleghany	Medi Home Health and Hospice	2	0	1	501
HOS3084	Davie	Trellis Supportive Care	4	1	0	297
HOS4909	Yadkin	Mountain Valley Hospice and Palliative Care	8	8	0	210
HC1498	Yadkin	Mountain Valley Hospice and Palliative Care	3	1	0	159
HOS4614	Forsyth	Trellis Supportive Care	1	1	0	5
HOS1581	Guilford	Hospice of the Piedmont, INC.	1	0	0	3
HOS1603	Forsyth	Kate B. Reynolds Hospice Home	1	1	0	2
<b>TOTALS:</b>			<b>611</b>	<b>536</b>	<b>58</b>	<b>54,619</b>

LICENSE NUMBER	FACILITY COUNTY	FACILITY	ADMITS	DEATHS	DC ALIVE	DAYS OF CARE
<b>PROVIDERS SERVING RESIDENTS OF SWAIN COUNTY</b>						
HOS0390	Macon	Four Seasons Compassion for Life	85	77	7	5,944
HOS4650	Jackson	Harris Palliative Care and Hospice	24	21	1	1,036
HOS2143	Henderson	Four Seasons Compassion for Life	0	1	0	33
HOS0113	Buncombe	CarePartners Hospice & Palliative Care Services	6	6	0	23
HOS0386	Henderson	Four Seasons Compassion for Life	0	0	0	1
<b>TOTALS:</b>			<b>115</b>	<b>105</b>	<b>8</b>	<b>7,037</b>

<b>PROVIDERS SERVING RESIDENTS OF TRANSYLVANIA COUNTY</b>						
HC0067	Transylvania	CarePartners Home Care & Hospice	174	163	15	12,675
HOS0386	Henderson	Four Seasons Compassion for Life	49	36	4	5,214
HOS2143	Henderson	Four Seasons Compassion for Life	28	34	1	255
HOS0113	Buncombe	CarePartners Hospice & Palliative Care Services	10	8	2	158
HOS1445	Mecklenburg	Novant Health Hospice	1	1	0	6
HOS0390	Macon	Four Seasons Compassion for Life	1	0	1	6
<b>TOTALS:</b>			<b>263</b>	<b>242</b>	<b>23</b>	<b>18,314</b>

<b>PROVIDERS SERVING RESIDENTS OF TYRRELL COUNTY</b>						
HOS4596	Washington	Amedisys Hospice Care	8	3	1	500
HOS3008	Martin	Community Home Care & Hospice	3	5	0	343
<b>TOTALS:</b>			<b>11</b>	<b>8</b>	<b>1</b>	<b>843</b>

<b>PROVIDERS SERVING RESIDENTS OF UNION COUNTY</b>						
HOS0405	Union	Hospice of Union County	392	460	31	27,840
HOS3132	Mecklenburg	Hospice & Palliative Care Charlotte Region	213	195	26	22,089
HOS1445	Mecklenburg	Novant Health Hospice	231	198	12	8,488
HOS3116	Union	Community Home Care and Hospice	35	23	7	4,003
HOS4413	Wilkes	PruittHealth Hospice - Wilkes*	13	12	4	1,811
HOS4436	Mecklenburg	Hospice & Palliative Care Charlotte Region	13	13	2	526
HOS1898	Anson	Hospice of Anson County	4	4	0	467
HOS1702	Mecklenburg	Hospice & Palliative Care Lake Norman	1	1	0	406
HOS3064	Anson	Liberty Home Care and Hospice	6	2	2	363
HOS0365	Cabarrus	Hospice and Palliative Care of Cabarrus County	1	1	0	29
HOS0402	Stanly	Hospice of Stanly County, INC.	1	1	0	17
<b>TOTALS:</b>			<b>910</b>	<b>910</b>	<b>84</b>	<b>66,039</b>

<b>PROVIDERS SERVING RESIDENTS OF VANCE COUNTY</b>						
HOS2561	Vance	Community Home Care & Hospice	109	93	25	6,828

LICENSE NUMBER	FACILITY COUNTY	FACILITY	ADMITS	DEATHS	DC ALIVE	DAYS OF CARE
HOS3826	Franklin	Amedisys Hospice	52	39	7	2,802
HOS4791	Granville	Kindred Hospice	7	10	4	1,490
HOS2281	Wake	Heartland Home Health Care and Hospice	5	3	1	945
HOS3304	Durham	Liberty Home Care and Hospice	4	0	1	603
HOS0021	Durham	Duke Hospice	11	10	0	583
HOS3058	Wake	Liberty Home Care and Hospice	3	1	1	290
HOS3793	Durham	Duke Hospice, Hock Family Pavilion	7	7	0	64
HOS3133	Granville	Transitions LifeCare	1	1	0	4
HOS3269	Nash	PruittHealth Hospice - Rocky Mount*	1	1	0	2
<b>TOTALS:</b>			<b>200</b>	<b>165</b>	<b>39</b>	<b>13,611</b>

#### PROVIDERS SERVING RESIDENTS OF WAKE COUNTY

HOS1595	Wake	Transitions LifeCare	2,998	2,748	216	193,938
HOS2281	Wake	Heartland Home Health Care and Hospice	484	391	74	78,678
HOS4791	Granville	Kindred Hospice	53	37	16	12,476
HOS3058	Wake	Liberty Home Care and Hospice	60	43	16	10,188
HOS3147	Wake	Amedisys Hospice	101	32	25	9,322
HOS3269	Nash	PruittHealth Hospice - Rocky Mount*	54	50	22	7,518
HOS2223	Wake	Community Home Care & Hospice	50	34	17	7,234
HOS2125	Wake	Duke Hospice	75	72	11	4,685
HC0507	Johnston	3HC	25	17	3	2,684
HOS3826	Franklin	Amedisys Hospice	24	13	7	2,524
HOS0370	Chatham	UNC Hospice	38	34	6	2,417
HOS2135	Johnston	Community Home Care & Hospice	23	19	0	2,283
HOS4088	Johnston	SECU Hospice House of Johnston Health	30	35	11	581
HOS2048	Harnett	Community Home Care and Hospice	4	4	1	415
HOS4907	Chatham	SECU Jim & Betsy Bryan Hospice Home of UNC Health Care	14	14	0	352
HC0255	Sampson	3HC	5	0	1	257
HOS3793	Durham	Duke Hospice, Hock Family Pavilion	32	32	1	192
HC0383	Johnston	Johnston Health Home Care and Hospice	3	3	0	159
HOS0416	New Hanover	Lower Cape Fear and LifeCare Center	6	6	1	114
HOS2561	Vance	Community Home Care & Hospice	0	1	0	112
HC0533	Person	Medi Home Health & Hospice	2	1	0	86
HOS2424	Nash	Community Home Care & Hospice	1	0	1	86
HOS3345	Pitt	PruittHealth Hospice - Eastern Carolina*	1	1	0	33
HOS0372	Davidson	Hospice of Davidson County, INC.	1	1	0	29
HC0228	Wayne	3HC	3	3	0	20
HOS3067	Harnett	Liberty Home Care and Hospice	2	1	0	17
HC0361	Alamance	Hospice and Palliative Care Center of Alamance Caswell	1	2	0	17
HOS3304	Durham	Liberty Home Care and Hospice	1	1	0	16

LICENSE NUMBER	FACILITY COUNTY	FACILITY	ADMITS	DEATHS	DC ALIVE	DAYS OF CARE
HOS3069	Johnston	Liberty Home Care and Hospice	1	1	0	15
HOS2034	Lee	Community Home Care and Hospice	0	1	0	6
HOS3006	Onslow	Community Home Care and Hospice	0	0	0	5
HOS4736	Randolph	Hospice of Randolph County	1	1	0	2
<b>TOTALS:</b>			<b>4,093</b>	<b>3,598</b>	<b>429</b>	<b>336,461</b>

## PROVIDERS SERVING RESIDENTS OF WARREN COUNTY

HOS3304	Durham	Liberty Home Care and Hospice	25	16	1	2,722
HOS2561	Vance	Community Home Care & Hospice	28	27	4	2,295
HOS3826	Franklin	Amedisys Hospice	23	12	5	1,886
HOS4791	Granville	Kindred Hospice	10	4	2	1,730
HC0393	Nash	Hospice and Palliative Care of Nash General Hospital	2	1	0	118
HOS3269	Nash	PruittHealth Hospice - Rocky Mount*	1	1	0	2
HOS4088	Johnston	SECU Hospice House of Johnston Health	1	1	0	2
HC0228	Wayne	3HC	1	1	0	2
<b>TOTALS:</b>			<b>91</b>	<b>63</b>	<b>12</b>	<b>8,757</b>

## PROVIDERS SERVING RESIDENTS OF WASHINGTON COUNTY

HOS4596	Washington	Amedisys Hospice Care	43	31	4	2,038
HOS3008	Martin	Community Home Care & Hospice	18	13	6	1,625
HOS4887	Edgecombe	Kindred Hospice	0	0	0	5
HOS0425	Hertford	Vidant Home Health and Hospice	1	1	0	1
HOS2996	Pitt	Community Home Care and Hospice	0	0	1	0
<b>TOTALS:</b>			<b>62</b>	<b>45</b>	<b>11</b>	<b>3,669</b>

## PROVIDERS SERVING RESIDENTS OF WATAUGA COUNTY

HOS1122	Watauga	Medi Home Health and Hospice	142	115	16	20,544
HOS0185	Caldwell	Caldwell Hospice and Palliative Care, INC.	102	94	16	14,305
HOS0832	Mitchell	Hospice & Palliative Care of the Blue Ridge, INC.	2	1	1	211
HOS0407	Wilkes	Wake Forest Baptist Health Care at Home, Hospice-Wilkes	1	0	0	95
HOS4413	Wilkes	PruittHealth Hospice - Wilkes*	1	0	1	65
HOS0363	Avery	Medi Home Hospice	1	0	0	47
HOS4477	Moore	FirstHealth Hospice House	1	1	0	4
HOS3084	Davie	Trellis Supportive Care	2	2	0	3
HOS1445	Mecklenburg	Novant Health Hospice	1	1	0	2
<b>TOTALS:</b>			<b>253</b>	<b>214</b>	<b>34</b>	<b>35,276</b>

## PROVIDERS SERVING RESIDENTS OF WAYNE COUNTY

LICENSE NUMBER	FACILITY COUNTY	FACILITY	ADMITS	DEATHS	DC ALIVE	DAYS OF CARE
HC2361	Wayne	Community Home Care and Hospice	218	186	60	28,588
HC0228	Wayne	3HC	591	543	33	15,997
HOS0331	Pitt	AseraCare Hospice	1	2	2	535
HC0195	Lenoir	3HC	8	1	1	400
HC0053	Duplin	Vidant Home Health and Hospice	7	8	1	335
HOS4088	Johnston	SECU Hospice House of Johnston Health	12	11	6	198
HOS3147	Wake	Amedisys Hospice	2	1	1	157
HC0507	Johnston	3HC	2	1	0	139
HC0506	Jones	3HC	2	0	1	97
HC0509	Pitt	3HC	4	1	2	91
HC0508	Wilson	3HC	3	0	1	57
HOS4623	Carteret	SECU Crystal Coast Hospice House	4	3	0	36
HOS3261	Lenoir	Continuum Home Care & Hospice of Lenoir County	6	2	0	20
HOS2561	Vance	Community Home Care & Hospice	0	0	1	15
HOS2223	Wake	Community Home Care & Hospice	0	0	0	13
HOS3345	Pitt	PruittHealth Hospice - Eastern Carolina*	3	2	0	8
HOS0416	New Hanover	Lower Cape Fear and LifeCare Center	1	1	0	4
HOS3006	Onslow	Community Home Care and Hospice	0	0	1	1
<b>TOTALS:</b>			<b>864</b>	<b>762</b>	<b>110</b>	<b>46,691</b>

#### PROVIDERS SERVING RESIDENTS OF WILKES COUNTY

HOS0407	Wilkes	Wake Forest Baptist Health Care at Home, Hospice-Wilkes	211	189	43	16,080
HOS4413	Wilkes	PruittHealth Hospice - Wilkes*	68	69	6	8,232
HOS1001	Surry	Mountain Valley Hospice and Palliative Care	125	85	21	8,209
HOS1123	Alleghany	Medi Home Health and Hospice	24	13	2	1,613
HOS1124	Ashe	Medi Home Health and Hospice	4	1	0	671
HOS3796	Surry	Mountain Valley Hospice and Palliative Care	33	47	3	479
HOS0185	Caldwell	Caldwell Hospice and Palliative Care, INC.	11	10	1	388
HOS4909	Yadkin	Mountain Valley Hospice and Palliative Care	17	24	1	269
HOS3084	Davie	Trellis Supportive Care	4	4	0	79
HOS1122	Watauga	Medi Home Health and Hospice	1	1	0	49
HOS3181	Iredell	Gordon Hospice House	3	1	2	43
HOS0363	Avery	Medi Home Hospice	0	1	0	31
HOS4436	Mecklenburg	Hospice & Palliative Care Charlotte Region	1	1	0	16
HOS1445	Mecklenburg	Novant Health Hospice	1	1	0	4
HOS1581	Guilford	Hospice of the Piedmont, INC.	1	1	0	3
<b>TOTALS:</b>			<b>504</b>	<b>448</b>	<b>79</b>	<b>36,166</b>

#### PROVIDERS SERVING RESIDENTS OF WILSON COUNTY

HOS2241	Wilson	Community Home Care & Hospice	138	121	22	15,029
---------	--------	-------------------------------	-----	-----	----	--------



LICENSE NUMBER	FACILITY COUNTY	FACILITY	ADMITS	DEATHS	DC ALIVE	DAYS OF CARE
HOS0331	Pitt	AseraCare Hospice	66	47	6	5,539
HC0508	Wilson	3HC	65	63	10	4,680
HOS0408	Wilson	Hospice of Wilson Medical Center	58	39	7	1,643
HOS4887	Edgecombe	Kindred Hospice	7	8	1	1,190
HC0393	Nash	Hospice and Palliative Care of Nash General Hospital	7	5	0	491
HOS2424	Nash	Community Home Care & Hospice	5	2	2	483
HC0228	Wayne	3HC	3	2	2	435
HOS3147	Wake	Amedisys Hospice	4	3	0	371
HOS3345	Pitt	PruittHealth Hospice - Eastern Carolina*	7	4	1	361
HOS1711	Pitt	Vidant Home Health and Hospice	13	11	0	343
HOS4088	Johnston	SECU Hospice House of Johnston Health	8	7	9	149
HC0506	Jones	3HC	1	0	0	29
HOS2135	Johnston	Community Home Care & Hospice	1	1	0	20
HOS0416	New Hanover	Lower Cape Fear and LifeCare Center	1	1	0	12
HOS4907	Chatham	SECU Jim & Betsy Bryan Hospice Home of UNC Health Care	1	1	0	11
<b>TOTALS:</b>			<b>385</b>	<b>315</b>	<b>60</b>	<b>30,786</b>

## PROVIDERS SERVING RESIDENTS OF YADKIN COUNTY

HC1498	Yadkin	Mountain Valley Hospice and Palliative Care	94	43	13	8,687
HOS3084	Davie	Trellis Supportive Care	24	18	3	1,573
HOS4909	Yadkin	Mountain Valley Hospice and Palliative Care	31	64	3	749
HOS0407	Wilkes	Wake Forest Baptist Health Care at Home, Hospice-Wilkes	3	3	0	622
HOS3273	Iredell	Community Home Care and Hospice	1	1	1	485
HOS1001	Surry	Mountain Valley Hospice and Palliative Care	2	1	1	198
HOS4413	Wilkes	PruittHealth Hospice - Wilkes*	0	0	0	148
HOS0387	Iredell	Hospice of Iredell County, INC.	1	2	0	147
HOS3796	Surry	Mountain Valley Hospice and Palliative Care	5	9	1	99
HOS0404	Surry	Mountain Valley Hospice and Palliative Care	2	0	0	80
HOS1603	Forsyth	Kate B. Reynolds Hospice Home	1	6	0	51
HOS3181	Iredell	Gordon Hospice House	1	1	0	5
HOS1123	Alleghany	Medi Home Health and Hospice	1	1	0	1
<b>TOTALS:</b>			<b>166</b>	<b>149</b>	<b>22</b>	<b>12,845</b>

## PROVIDERS SERVING RESIDENTS OF YANCEY COUNTY

HOS1027	Yancey	Compassionate Care Western North Carolina	87	73	10	13,494
HOS0832	Mitchell	Hospice & Palliative Care of the Blue Ridge, INC.	43	35	5	5,462
HOS0363	Avery	Medi Home Hospice	8	9	2	1,461
HOS0113	Buncombe	CarePartners Hospice & Palliative Care Services	25	21	4	130
HC0419	Madison	Madison Home Care & Hospice	1	1	0	4

LICENSE NUMBER	FACILITY COUNTY	FACILITY	ADMITS	DEATHS	DC ALIVE	DAYS OF CARE
TOTALS:			164	139	21	20,551
GRAND TOTALS:			50,590	44,115	6,320	3,895,526

Note: Providers serving **residents out of state** included 154 Admits, 179 Deaths, and a total of 2,549 days under care.

THE  
NORTH CAROLINA  
HOSPICE REPORT - FISCAL YEAR 2019

## CHAPTER 10

### HOSPICE INPATIENT DATA

---

HOSPICE INPATIENT DATA (INPATIENT BREAKDOWN) .....	100
HOSPICE INPATIENT DATA (RESIDENTIAL BREAKDOWN).....	102

## HOSPICE INPATIENT DATA (INPATIENT BREAKDOWN)

THE FOLLOWING TABLE BREAKS DOWN INPATIENT DATA BY FACILITY WITH OVERALL TOTAL OCCUPANCY.

HOSPICE INPATIENT FACILITY	LICENSED INPATIENT BEDS	INPATIENT ADMITS	INPATIENT DEATHS	INPATIENT DAYS OF CARE	INPATIENT OCCUPANCY	TOTAL OCCUPANCY
Beacon Place	11	303	193	1,489	37%	87%
Burke Palliative Care Center	11	122	159	758	19%	25%
Caldwell Hospice & Palliative Care, Inc - Forlines PCU	8	55	184	2,439	84%	87%
Caldwell Hospice and Palliative Care, Inc - Stevens Patient Care Unit	4	30	104	1,199	82%	85%
CarePartners Hospice & Palliative Care Services	25	586	713	4,973	54%	61%
Catawba Valley Hospice House	11	207	341	2,164	54%	30%
Duke Hospice, Hock Family Pavilion	12	522	520	3,653	83%	83%
Four Seasons Compassion for Life - Elizabeth House	19	306	505	3,444	50%	52%
FirstHealth Hospice House	11	378	444	2,624	65%	65%
Gordon Hospice House	15	274	459	3,032	55%	73%
Hospice and Palliative Care of Alamance Caswell	14	251	347	2,249	44%	43%
Hospice Home at High Point	15	375	480	3,118	57%	65%
Hospice of Carolina Foothills	10	169	257	1,317	36%	41%
Hospice of Davidson County/Hinkle Hospice House	8	157	300	2,514	86%	70%
Hospice of Rockingham County	5	232	236	807	44%	89%
Hospice of Union County	6	127	179	1,114	51%	32%
Katie B. Reynolds Hospice Home	30	438	593	4,117	38%	52%
Kitty Askins Hospice Center	12	389	480	3,838	88%	97%
Levine & Dickson Hospice House at Aldersgate	6	164	283	1,720	79%	82%
Levine & Dickson Hospice House Huntersville	16	180	354	3,175	54%	65%
Lower Cape Fear Hospice and Life Care Center	7	154	329	2,120	83%	83%

HOSPICE INPATIENT FACILITY	LICENSED INPATIENT BEDS	INPATIENT ADMITS	INPATIENT DEATHS	INPATIENT DAYS OF CARE	INPATIENT OCCUPANCY	TOTAL OCCUPANCY
Lower Cape Fear Hospice and Life Care Center	6	110	213	1,366	62%	62%
Mountain Valley Hospice and Palliative Care	16	271	527	4,187	72%	57%
Mountain Valley Hospice and Palliative Care	4	75	180	932	64%	43%
New Hanover Hospice Care Center	18	596	969	4,934	75%	75%
Novant Health Hospice	7	112	89	496	19%	14%
Novant Health Matthews Medical Center	3	165	144	665	61%	61%
Novant Health Presbyterian Medical Center	14	478	381	2,003	39%	39%
Richmond County Hospice/ Hospice Haven	6	107	159	1,399	64%	69%
Robin Johnson House - Gaston Hospice	13	192	269	1,439	30%	50%
Scotland Regional Hospice	6	55	166	1,049	48%	24%
SECU Crystal Coast Hospice House	6	38	236	1,903	87%	89%
SECU Hospice House of Johnston Health	12	104	103	505	12%	54%
SECU Jim & Betsy Bryan Hospice Home of UNC Health Care	6	156	196	2,579	118%	72%
Sherrills Ford Hospice House	6	80	140	1,001	46%	52%
Southeastern Regional Medical Center	12	196	115	1,033	24%	24%
Testa Family Hospice House	4	58	110	811	56%	48%
The Randolph Hospice House	12	161	321	1,736	40%	56%
Tucker Hospice House	14	274	344	2,216	43%	47%
Vidant Home Health and Hospice	8	297	278	1,613	55%	55%
Wendover Hospice House	6	98	179	1,279	58%	77%
William C Dunlaps Center for Caring	30	777	1,105	6,906	63%	75%
<b>TOTALS:</b>	<b>465</b>	<b>9,819</b>	<b>13,684</b>	<b>91,916</b>	<b>-</b>	<b>-</b>

## HOSPICE INPATIENT DATA (RESIDENTIAL BREAKDOWN)

THE FOLLOWING TABLE BREAKS DOWN RESIDENTIAL DATA BY FACILITY WITH OVERALL TOTAL OCCUPANCY.

HOSPICE INPATIENT FACILITY	LICENSED RESIDENTIAL BEDS	RESIDENTIAL ADMITS	RESIDENTIAL DEATHS	RESIDENTIAL DAYS OF CARE	HOSPICE INPATIENT FACILITY
Beacon Place	3	20	282	2,934	87%
Burke Palliative Care Center	3	49	38	543	25%
Caldwell Hospice & Palliative Care	4	43	6	1,366	87%
Caldwell Hospice and Palliative Care, Inc	2	25	1	671	85%
CarePartners Hospice & Palliative Care Services	2	1	3	1,016	61%
Catawba Valley Hospice House	10	0	0	118	30%
Duke Hospice, Hock Family Pavilion	0	0	0	0	83%
Elizabeth House-Four Seasons Compassion for Life	0	2	0	160	52%
FirstHealth Hospice House	0	0	0	0	65%
Gordon Hospice House	0	16	19	946	73%
Hospice and Palliative Care of Alamance Caswell	8	141	41	1,202	43%
Hospice Home at High Point	3	84	10	1,145	65%
Hospice of Carolina Foothills	8	6	8	1,368	41%
Hospice of Davidson County/Hinkle Hospice House	4	70	25	533	70%
Hospice of Rockingham County	3	0	0	1,795	89%
Hospice of Union County	20	93	69	1,884	32%
Katie B. Reynolds Hospice Home	10	226	103	3,406	52%
Kitty Askins Hospice Center	12	117	21	4,674	97%
Levine & Dickson Hospice House at Aldersgate	0	13	0	65	82%
Levine & Dickson Hospice House Huntersville	0	70	3	624	65%
Lower Cape Fear Hospice and Life Care Center	0	0	0	0	83%
Lower Cape Fear Hospice and Life Care Center	0	0	0	0	62%

HOSPICE INPATIENT FACILITY	LICENSED RESIDENTIAL BEDS	RESIDENTIAL ADMITS	RESIDENTIAL DEATHS	RESIDENTIAL DAYS OF CARE	HOSPICE INPATIENT FACILITY
Mountain Valley Hospice and Palliative Care	4	0	0	0	57%
Mountain Valley Hospice and Palliative Care	2	0	0	0	43%
New Hanover Hospice Care Center	0	0	0	0	75%
Novant Health Hospice	7	173	157	216	14%
Novant Health Matthews Medical Center	0	0	0	0	61%
Novant Health Presbyterian Medical Center	0	0	0	0	39%
Richmond County Hospice/ Hospice Haven	0	0	0	105	69%
Robin Johnson House - Gaston Hospice	6	87	30	2,054	50%
Scotland Regional Hospice	6	0	0	0	24%
SECU Crystal Coast Hospice House	4	35	7	1,328	89%
SECU Hospice House of Johnston Health	6	138	116	3,021	54%
SECU Jim & Betsy Bryan Hospice Home of UNC Health Care	4	13	6	63	72%
Sherrills Ford Hospice House	0	0	0	140	52%
Southeastern Regional Medical Center	0	0	0	0	24%
Testa Family Hospice House	4	80	12	602	48%
The Randolph Hospice House	4	61	47	1,510	56%
Tucker Hospice House	10	108	89	1,908	47%
Vidant Home Health and Hospice	0	0	0	0	55%
Wendover Hospice House	10	148	31	3,215	77%
William C Dunlaps Center for Caring	0	14	26	1,317	75%
<b>TOTALS:</b>	<b>159</b>	<b>1,833</b>	<b>1,150</b>	<b>39,929</b>	<b>-</b>

THE  
NORTH CAROLINA  
HOSPICE REPORT - FISCAL YEAR 2019

## CHAPTER 11

### DEATHS SERVED BY HOSPICE

---

PERCENTAGE OF DEATHS SERVED BY HOSPICE (BY YEAR) .....	105
PERCENTAGE OF TOTAL DEATHS SERVED BY HOSPICE (ALPHABETICAL BY COUNTY) .....	106
PERCENTAGE OF TOTAL DEATHS SERVED BY HOSPICE (BY PERCENT OF DEATHS SERVED).....	109



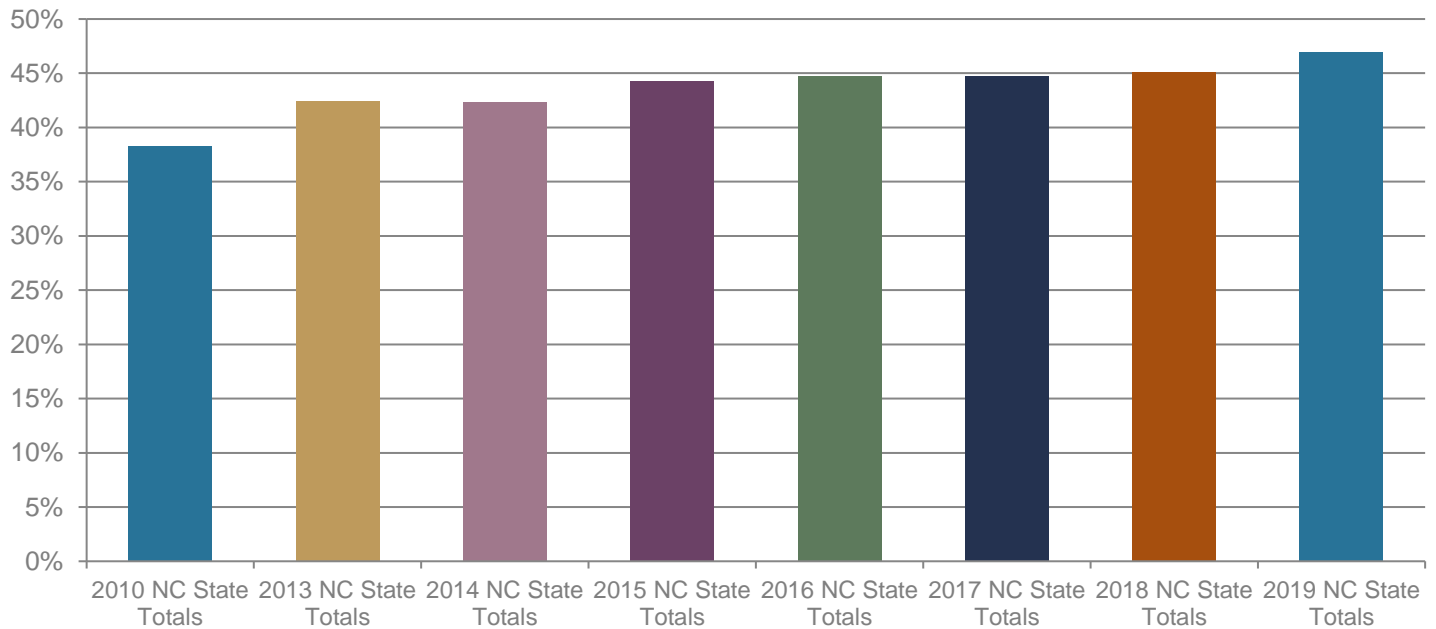
## PERCENTAGE OF DEATHS SERVED BY HOSPICE (BY YEAR)

THIS SECTION REFLECTS THE OVERALL PERCENTAGE OF TOTAL DEATHS SERVED BY HOSPICE BY YEAR.

NORTH CAROLINA STATE TOTALS	TOTAL POPULATION	TOTAL DEATHS	HOSPICE PATIENT DEATHS	% OF DEATHS SERVED
<b>*2019 NC State Totals</b>	<b>10,487,088↑</b>	<b>94,005</b>	<b>44,115↑</b>	<b>46.9%↑</b>
2018 NC State Totals	10,401,960↑	94,005↑	42,352↑	45.1%↑
2017 NC State Totals	10,272,692↑	93,202↑	41,685↑	44.7%
2016 NC State Totals	10,155,942↑	90,498↑	40,438↑	44.7%↑
2015 NC State Totals	10,042,802↑	89,130↑	39,454↑	44.3%↑
2014 NC State Totals	9,953,687↑	85,212↑	36,071↑	42.3%↓
2013 NC State Totals	9,860,149↑	83,317↑	35,357↑	42.4%↑
2010 NC State Totals	9,535,691	78,604	30,075	38.3%

*\*2019 NC Death data was not available at the time of this report's publication. 2018 data was used for this comparative as the most recently published.*

PERCENTAGE OF DEATHS SERVED BY HOSPICE IN THE STATE OF NORTH CAROLINA - 2010 TO 2019



Percentage of Deaths Served by Hospice - NC 2010, 2013 - 2019

## PERCENTAGE OF TOTAL DEATHS SERVED BY HOSPICE (ALPHABETICAL BY COUNTY)

THIS SECTION REFLECTS THE TOTAL DEATHS SERVED BY HOSPICE ALPHABETICALLY BY COUNTY.

COUNTY	COUNTY POPULATION	COUNTY DEATHS	HOSPICE PATIENT DEATHS	% OF HOSPICE DEATHS SERVED
Alamance	168,761	1,696	905	53.4%
Alexander	38,364	395	137	34.7%
Alleghany	11,494	147	81	55.1%
Anson	23,944	319	115	36.1%
Ashe	27,797	340	129	37.9%
Avery	18,128	212	94	44.3%
Beaufort	47,436	625	235	37.6%
Bertie	19,630	253	95	37.5%
Bladen	34,475	429	151	35.2%
Brunswick	143,169	1,506	731	48.5%
Buncombe	262,659	2,739	1,282	46.8%
Burke	91,660	1,040	509	48.9%
Cabarrus	213,290	1,565	1,011	64.6%
Caldwell	83,811	962	502	52.2%
Camden	10,559	87	31	35.6%
Carteret	70,986	951	448	47.1%
Caswell	23,443	280	84	30.0%
Catawba	159,621	1,719	1,036	60.3%
Chatham	75,705	738	381	51.6%
Cherokee	29,392	404	144	35.6%
Chowan	14,141	179	66	36.9%
Clay	11,650	162	60	37.0%
Cleveland	100,071	1,249	720	57.6%
Columbus	56,247	661	328	49.6%
Craven	102,989	1,148	380	33.1%
Cumberland	332,392	2,648	844	31.9%
Currituck	27,677	254	89	35.0%
Dare	37,599	397	148	37.3%
Davidson	169,208	1,855	910	49.1%
Davie	43,227	452	232	51.3%

COUNTY	COUNTY POPULATION	COUNTY DEATHS	HOSPICE PATIENT DEATHS	% OF HOSPICE DEATHS SERVED
Duplin	60,048	522	190	36.4%
Durham	316,934	2,069	1,132	54.7%
Edgecombe	52,394	763	180	23.6%
Forsyth	378,469	3,477	1,816	52.2%
Franklin	70,157	673	146	21.7%
Gaston	222,704	2,426	1,223	50.4%
Gates	11,954	139	45	32.4%
Graham	8,679	111	32	28.8%
Granville	61,081	568	177	31.2%
Greene	20,978	204	74	36.3%
Guilford	536,096	4,604	2,159	46.9%
Halifax	51,235	702	191	27.2%
Harnett	134,906	1,058	330	31.2%
Haywood	63,092	843	372	44.1%
Henderson	117,425	1,446	882	61.0%
Hertford	23,857	276	99	35.9%
Hoke	54,287	367	135	36.8%
Hyde	5,145	57	13	22.8%
Iredell	181,071	1,549	810	52.3%
Jackson	44,002	401	139	34.7%
Johnston	206,016	1,537	532	34.6%
Jones	10,076	117	34	29.1%
Lee	61,141	610	247	40.5%
Lenoir	56,974	734	186	25.3%
Lincoln	86,909	825	379	45.9%
Macon	22,381	482	107	22.2%
Madison	23,031	275	82	29.8%
Martin	46,427	323	244	75.5%
McDowell	36,544	562	238	42.3%
Mecklenburg	1,099,845	6,457	3,209	49.7%
Mitchell	15,146	242	162	66.9%
Montgomery	27,724	313	193	61.7%
Moore	101,219	1,116	705	63.2%

COUNTY	COUNTY POPULATION	COUNTY DEATHS	HOSPICE PATIENT DEATHS	% OF HOSPICE DEATHS SERVED
Nash	96,089	1,081	356	32.9%
New Hanover	233,062	1,979	1,118	56.5%
Northampton	20,318	261	75	28.7%
Onslow	207,252	1,273	419	32.9%
Orange	146,521	820	437	53.3%
Pamlico	13,286	170	52	30.6%
Pasquotank	39,953	447	223	49.9%
Pender	63,153	618	242	39.2%
Perquimans	13,740	173	61	35.3%
Person	40,315	508	177	34.8%
Pitt	181,301	1,292	518	40.1%
Polk	21,784	319	186	58.3%
Randolph	144,589	1,577	765	48.5%
Richmond	45,118	534	317	59.4%
Robeson	131,315	1,458	489	33.5%
Rockingham	91,868	1,179	521	44.2%
Rowan	142,753	1,663	638	38.4%
Rutherford	68,845	860	471	54.8%
Sampson	63,991	702	213	30.3%
Scotland	35,767	402	258	64.2%
Stanly	64,132	694	225	32.4%
Stokes	46,657	597	314	52.6%
Surry	73,489	984	536	54.5%
Swain	14,474	214	105	49.1%
Transylvania	35,286	411	242	58.9%
Tyrrell	3,773	53	8	15.1%
Union	235,605	1,490	910	61.1%
Vance	45,392	527	165	31.3%
Wake	1,085,297	5,856	3,598	61.4%
Warren	19,871	262	63	24.0%
Washington	12,113	157	45	28.7%
Watauga	57,069	345	214	62.0%
Wayne	125,789	1,324	762	57.6%

COUNTY	COUNTY POPULATION	COUNTY DEATHS	HOSPICE PATIENT DEATHS	% OF HOSPICE DEATHS SERVED
Wilkes	70,052	838	448	53.5%
Wilson	82,781	979	315	32.2%
Yadkin	38,130	450	149	33.1%
Yancey	18,686	248	139	56.0%
<b>TOTALS:</b>	<b>10,487,088</b>	<b>94,005</b>	<b>44,115</b>	<b>46.9%</b>

Source: NC DHSR Licensure, NC DHHS county statistics, US Census Bureau.

## PERCENTAGE OF TOTAL DEATHS SERVED BY HOSPICE (BY PERCENT OF DEATHS SERVED)

THIS SECTION REFLECTS THE TOTAL DEATHS SERVED BY HOSPICE IN DECENDING ORDER OF PERCENT OF HOSPICE DEATHS SERVED.

COUNTY	COUNTY POPULATION	COUNTY DEATHS	HOSPICE PATIENT DEATHS	% OF HOSPICE DEATHS SERVED
Martin	46,427	323	244	75.5%
Mitchell	15,146	242	162	66.9%
Cabarrus	213,290	1,565	1,011	64.6%
Scotland	35,767	402	258	64.2%
Moore	101,219	1,116	705	63.2%
Watauga	57,069	345	214	62.0%
Montgomery	27,724	313	193	61.7%
Wake	1,085,297	5,856	3,598	61.4%
Union	235,605	1,490	910	61.1%
Henderson	117,425	1,446	882	61.0%
Catawba	159,621	1,719	1,036	60.3%
Richmond	45,118	534	317	59.4%
Transylvania	35,286	411	242	58.9%
Polk	21,784	319	186	58.3%
Cleveland	100,071	1,249	720	57.6%
Wayne	125,789	1,324	762	57.6%
New Hanover	233,062	1,979	1,118	56.5%
Yancey	18,686	248	139	56.0%
Alleghany	11,494	147	81	55.1%
Rutherford	68,845	860	471	54.8%

COUNTY	COUNTY POPULATION	COUNTY DEATHS	HOSPICE PATIENT DEATHS	% OF HOSPICE DEATHS SERVED
Durham	316,934	2,069	1,132	54.7%
Surry	73,489	984	536	54.5%
Wilkes	70,052	838	448	53.5%
Alamance	168,761	1,696	905	53.4%
Orange	146,521	820	437	53.3%
Stokes	46,657	597	314	52.6%
Iredell	181,071	1,549	810	52.3%
Caldwell	83,811	962	502	52.2%
Forsyth	378,469	3,477	1,816	52.2%
Chatham	75,705	738	381	51.6%
Davie	43,227	452	232	51.3%
Gaston	222,704	2,426	1,223	50.4%
Pasquotank	39,953	447	223	49.9%
Mecklenburg	1,099,845	6,457	3,209	49.7%
Columbus	56,247	661	328	49.6%
Davidson	169,208	1,855	910	49.1%
Swain	14,474	214	105	49.1%
Burke	91,660	1,040	509	48.9%
Brunswick	143,169	1,506	731	48.5%
Randolph	144,589	1,577	765	48.5%
Carteret	70,986	951	448	47.1%
Guilford	536,096	4,604	2,159	46.9%
Buncombe	262,659	2,739	1,282	46.8%
Lincoln	86,909	825	379	45.9%
Avery	18,128	212	94	44.3%
Rockingham	91,868	1,179	521	44.2%
Haywood	63,092	843	372	44.1%
McDowell	36,544	562	238	42.3%
Lee	61,141	610	247	40.5%
Pitt	181,301	1,292	518	40.1%
Pender	63,153	618	242	39.2%
Rowan	142,753	1,663	638	38.4%
Ashe	27,797	340	129	37.9%

COUNTY	COUNTY POPULATION	COUNTY DEATHS	HOSPICE PATIENT DEATHS	% OF HOSPICE DEATHS SERVED
Beaufort	47,436	625	235	37.6%
Bertie	19,630	253	95	37.5%
Dare	37,599	397	148	37.3%
Clay	11,650	162	60	37.0%
Chowan	14,141	179	66	36.9%
Hoke	54,287	367	135	36.8%
Duplin	60,048	522	190	36.4%
Greene	20,978	204	74	36.3%
Anson	23,944	319	115	36.1%
Hertford	23,857	276	99	35.9%
Camden	10,559	87	31	35.6%
Cherokee	29,392	404	144	35.6%
Perquimans	13,740	173	61	35.3%
Bladen	34,475	429	151	35.2%
Currituck	27,677	254	89	35.0%
Person	40,315	508	177	34.8%
Alexander	38,364	395	137	34.7%
Jackson	44,002	401	139	34.7%
Johnston	206,016	1,537	532	34.6%
Robeson	131,315	1,458	489	33.5%
Craven	102,989	1,148	380	33.1%
Yadkin	38,130	450	149	33.1%
Nash	96,089	1,081	356	32.9%
Onslow	207,252	1,273	419	32.9%
Gates	11,954	139	45	32.4%
Stanly	64,132	694	225	32.4%
Wilson	82,781	979	315	32.2%
Cumberland	332,392	2,648	844	31.9%
Vance	45,392	527	165	31.3%
Granville	61,081	568	177	31.2%
Harnett	134,906	1,058	330	31.2%
Pamlico	13,286	170	52	30.6%
Sampson	63,991	702	213	30.3%

COUNTY	COUNTY POPULATION	COUNTY DEATHS	HOSPICE PATIENT DEATHS	% OF HOSPICE DEATHS SERVED
Caswell	23,443	280	84	30.0%
Madison	23,031	275	82	29.8%
Jones	10,076	117	34	29.1%
Graham	8,679	111	32	28.8%
Northampton	20,318	261	75	28.7%
Washington	12,113	157	45	28.7%
Halifax	51,235	702	191	27.2%
Lenoir	56,974	734	186	25.3%
Warren	19,871	262	63	24.0%
Edgecombe	52,394	763	180	23.6%
Hyde	5,145	57	13	22.8%
Macon	22,381	482	107	22.2%
Franklin	70,157	673	146	21.7%
Tyrrell	3,773	53	8	15.1%
<b>TOTALS:</b>	<b>10,487,088</b>	<b>94,005</b>	<b>44,115</b>	<b>46.9%</b>

Source: NC DHSR Licensure, NC DHHS county statistics and US Census Bureau.



THE  
NORTH CAROLINA  
HOSPICE REPORT - FISCAL YEAR 2019

## REFERENCES

---

REFERENCES.....	114
-----------------	-----

## REFERENCES

---

NORTH CAROLINA DHSR LICENSURE DATA <http://www2.ncdhhs.gov/dhsr/index.html>

NHPCO FACTS & FIGURES 2015 EDITION <http://www.nhpco.org/>

NHPCO FACTS & FIGURES 2016 EDITION <http://www.nhpco.org/>

NHPCO FACTS & FIGURES 2017 EDITION <http://www.nhpco.org/>

NHPCO FACTS & FIGURES 2020 EDITION <http://www.nhpco.org/>

NORTH CAROLINA DEPARTMENT OF HEALTH AND HUMAN SERVICES <http://www.ncdhhs.gov/>

NORTH CAROLINA STATE CENTER FOR HEALTH STATISTICS <https://schs.dph.ncdhhs.gov/>

NORTH CAROLINA OFFICE OF STATE BUDGET AND MANAGEMENT (OSBM) <http://www.osbm.nc.gov/>

UNITED STATES CENSUS BUREAU <https://data.census.gov/cedsci/>

THE  
NORTH CAROLINA  
HOSPICE REPORT - FISCAL YEAR 2019



2020

ANNUAL REPORT



WWW.HPCCR.ORG